



# Bodleian Libraries

UNIVERSITY OF OXFORD


This book is part of the collection held by the Bodleian Libraries and scanned by Google, Inc. for the Google Books Library Project.

For more information see:

<http://www.bodleian.ox.ac.uk/dbooks>



This work is licensed under a Creative Commons Attribution-NonCommercial-ShareAlike 2.0 UK: England & Wales (CC BY-NC-SA 2.0) licence.




St. from Royal

23187

e. 177

A. Colonel Canning







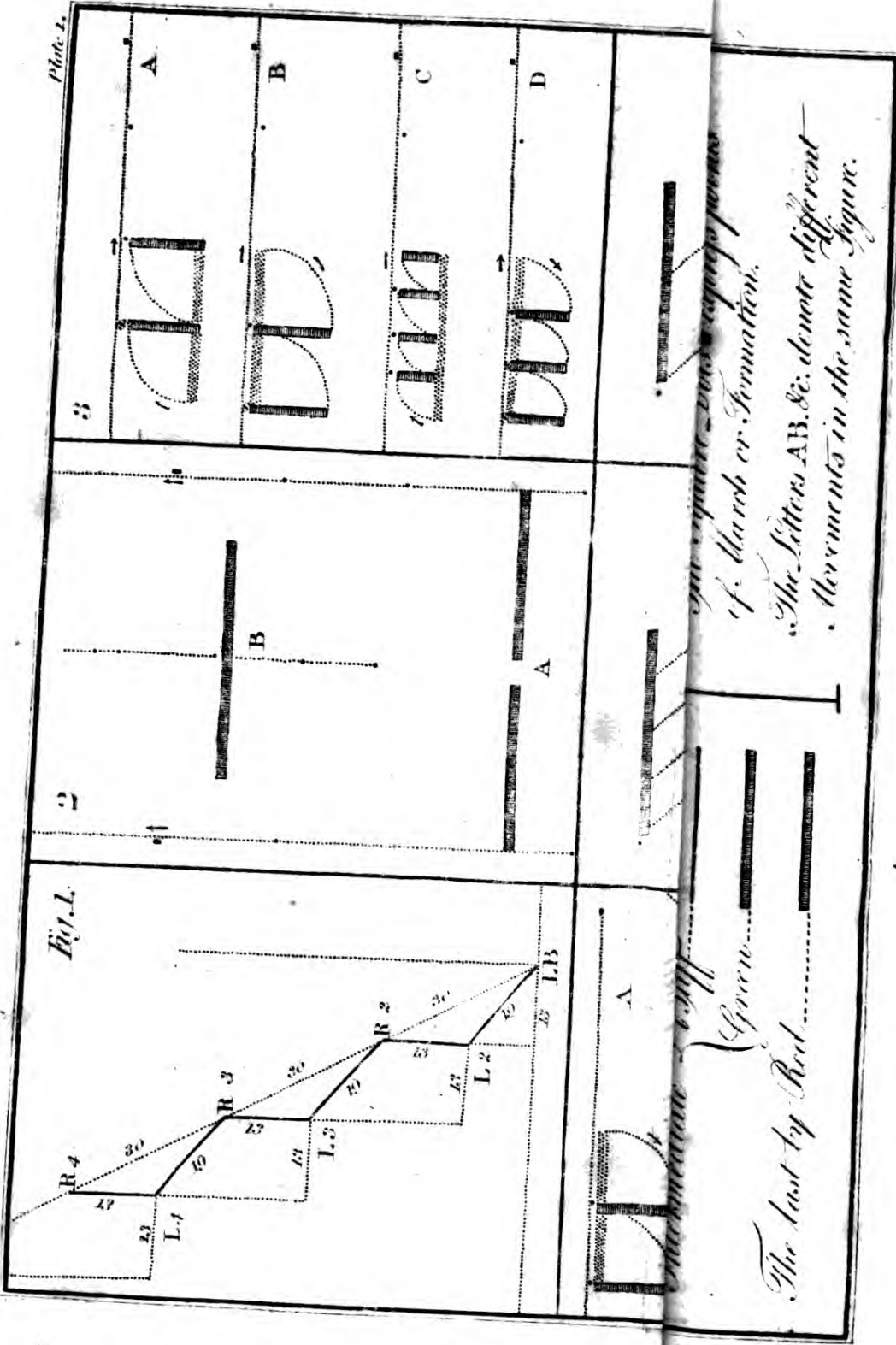


Fig. 1.

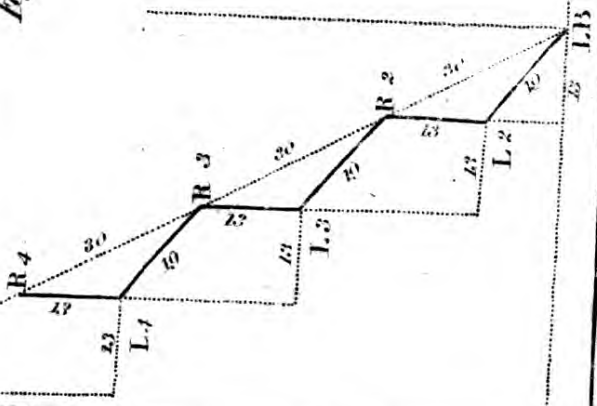


Fig. 2.


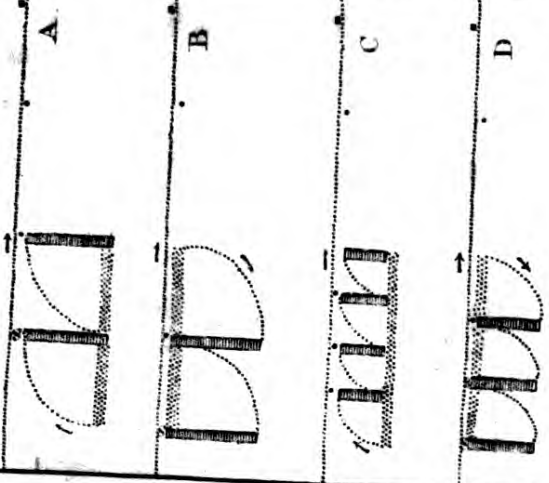


Fig. 3.



The main stem of the letter  
 The top of the letter  
 The Letters A, B, C, denote different  
 Movements in the same figure.

The main stem of the letter  
 The top of the letter  
 The Letters A, B, C, denote different  
 Movements in the same figure.

BY HIS MAJESTY'S COMMAND.

---

ADJUTANT GENERAL'S OFFICE.

1 Jan. 1807.

**RULES AND REGULATIONS**

FOR THE  
MANUAL AND PLATOON EXERCISES,  
FORMATIONS, FIELD-EXERCISE,

AND  
MOVEMENTS,

OF  
HIS MAJESTY'S FORCES.

FOR THE USE OF THE  
*NON-COMMISSIONED OFFICERS OF THE  
BRITISH ARMY.*

---

PARTS I. II. AND, ABSTRACT, PART III.

---

WAR OFFICE, PRINTED ;  
AND SOLD BY  
T. EGERTON, AT THE MILITARY LIBRARY, WHITEHALL.

---

1807.

---

*[Price Two Shillings, in Boards.]*



ENTERED AT STATIONERS HALL.



---

---

C. Roworth, Printer,  
Bell Yard, Temple Bar.

---

---

*Horse Guards, 1st January, 1807.*

**H**IS MAJESTY having been pleased to order and establish one uniform and complete system of Field-Movements and Exercise for his Infantry, which is fully explained and detailed in a considerable volume, under the General Heads of Instruction of the *Recruit, Company, Battalion, Line*: And having likewise commanded every officer to provide himself with a copy of the same, that he may be enabled to perform his duty with the science and precision which becomes his station, and which the service requires from him.

HIS ROYAL HIGHNESS the Commander in Chief has judged it expedient to facilitate in like manner to the non-commissioned officers the acquirement of a perfect knowledge of the parts more particularly allotted to them, and has been pleased to direct that at the following small and cheap edition

of Abstracts from the work above alluded to shall be printed for their use and information.

HIS ROYAL HIGHNESS therefore orders, that every serjeant of Cavalry and Infantry shall provide himself with a copy of this book; and he further orders, that the rules therein laid down for the instruction and drill of the *Soldier*, the *Platoon*, and the *Company*, shall be strictly followed and observed, and no alterations made therein.—The Recruits of all corps being thus formed on the same principle and practice, the most solid foundation will be laid, for that perfect precision and uniformity, in the execution of military exercises and movements, which should distinguish the British troops, and improve the advantages they derive from their native valour.

BY COMMAND of HIS ROYAL HIGHNESS  
The Commander in Chief.

HARRY CALVERT,  
ADJUTANT GENERAL,

## GENERAL ORDERS.

*Horse Guards, January 1st, 1807.*

**SEVERAL** Amendments having been made to the Publication which was originally circulated by the **COMMANDER IN CHIEF's** directions, in the month of August, 1801, for the use of the Non-commissioned Officers of the Army, containing Abstracts from the Rules and Regulations for the Manual and Platoon Exercises, Formations, Field Exercise, and Movements of His Majesty's Forces, His Royal Highness has been pleased to direct, that the following New Edition of the above Work shall be published, and the expence of supplying One Copy of this corrected Edition to Non-commissioned Officers, (in the proportion of One to each Serjeant of Cavalry and Infantry) will, in the first instance, be defrayed by Government.

Any deficiency in the number sent, is to be reported on the back of the first Monthly Return of each Regiment: on failure of which they will be held responsible for their complete number.

At all reviews of Arms and Necessaries, the Copies of these Instructions are to be produced to the Captain or Officer commanding the Company; and if they are found missing, they are to be immediately replaced at the expence of the Serjeants to whom they were given.



Serjeants discharged are to deliver the copy in their possession to the Officer commanding the Company, who will become responsible for the same.

Commanding Officers of Regiments will be answerable to General Officers, at the half yearly inspections, that the number originally given to their corps is complete.

General Officers are to insert the same in their Half-yearly Reports.

Officers in the command of Regiments, will occasionally direct their Adjutants to examine, individually, in their presence, or in that of a Field Officer of the Regiment, the Non-commissioned Officers upon the contents of this Book, with a view to ascertain whether they have diligently applied themselves to acquire the instructions therein contained.

By Command of His Royal Highness,  
The COMMANDER IN CHIEF.

*HARRY CALVERT,*  
Adjutant General of the Forces.

**RULES AND REGULATIONS**  
 FOR THE  
**FORMATION, FIELD-EXERCISE,**  
 AND  
**MOVEMENTS,**  
 OF  
*HIS MAJESTY'S FORCES.*

---

**T**HE great object in view, from the following Regulations, is to establish one general and just system of movement, which directing and governing the operations of great, as well as of small bodies of troops, is to be rigidly conformed to and practised by every regiment in HIS MAJESTY'S service.

To attain this important purpose, it is necessary to reconcile celerity with order; to prevent hurry, which must always produce confusion, loss of time, unsteadiness, irresolution, inattention to command, &c.; to ensure precision and correctness, by which alone great bodies will be able to arrive at their object in good order, and in the shortest space of time; to inculcate and enforce the necessity of military dependence, and of mutual support in action, which are the great ends of discipline; to simplify the execution, and to abridge the variety of movements, as much as possible, by adopting such only as are necessary for combined exertions in

corps, and that can be required or applied in service, regarding all matters of parade and show merely as secondary objects; to ascertain to all ranks the part each will have to act in every change of situation that can happen, so that explanation may not retard at the moment when execution should take place; to enable the commanding officer of any body of troops, whether great or small, to retain the whole relatively as it were in his hand and management, at every instant, so as to be capable of restraining the bad effects of such ideas of independent and individual exertion as are visionary and hurtful, and of directing them to their true and proper objects, those of order, of combined effort, and of regulated obedience, by the united force of all which a well-disciplined enemy can only be defeated.

The rules hereafter laid down will be found few, simple, and adapted to the understanding and comprehension of every individual; but they will require perfect attention in all ranks.—In the soldier, an equal and cadenced march, acquired and confirmed by habit, independent of music or sound:—In the officer, precision and energy of command; the preservation of just distances; and the accurate leading of divisions on given points of march and formation. These circumstances, together with the united exertions of all, will soon attain that precision of movement, which is so essential, and without which valour alone will not avail.


These

These REGULATIONS are divided into PARTS, and each part subdivided into HEADS and *Sections* of explanation.

P A R T I.

*Of the* DRILL *or* INSTRUCTION  
*of the* RECRUIT.


The several articles of Instruction, and the progression and manner in which they are to be taught, are explained in 40 *Sections*.



P A R T II.

*Of the* PLATOON *or* COMPANY.

The Instructions, and various operations of the company which enable it to act in battalion, are explained in 25 *Sections*.



P A R T III.—A B S T R A C T.

*Of the* BATTALION.



CONTENTS.



The first part of the document discusses the importance of maintaining accurate records of all transactions. It emphasizes that every entry should be supported by a valid receipt or invoice. This ensures transparency and allows for easy verification of the data.

Furthermore, it is noted that regular audits are essential to identify any discrepancies or errors early on. This proactive approach helps in maintaining the integrity of the financial statements and prevents any potential issues from escalating.

In addition, the document highlights the need for clear communication between all stakeholders involved in the financial process. This includes providing timely updates to management and ensuring that all team members are aware of their responsibilities.

The second part of the document focuses on the implementation of robust internal controls. These controls are designed to minimize the risk of fraud and ensure that all financial activities are conducted in accordance with established policies and procedures.

Finally, the document concludes by stating that a strong financial foundation is crucial for the long-term success of any organization. By adhering to the principles outlined here, companies can ensure that their financial operations are efficient, accurate, and compliant with all relevant regulations.

# CONTENTS.

## PART I.

### RECRUIT.

<i>Instruction of the Recruit</i>	-	Page - 1
-----------------------------------	---	-------------

#### Without Arms.

	<i>Sect.</i>		
Three or four Recruits formed at open files. Each Recruit separately instructed.	1.	<i>Position of the Soldier</i>	3
	2.	<i>Standing at ease</i>	4
	3.	<i>Turning eyes</i>	5
	4.	<i>The facings</i>	6
	5.	<i>Position in marching</i>	7
	6.	<i>Ordinary step</i>	7
	7.	<i>The halt</i>	7
	8.	<i>Oblique step</i>	7
Three or four Recruits formed at open files.	9.	<i>Dressing when halted</i>	9
	10.	<i>Stepping out</i>	10
	11.	<i>Mark time</i>	11
	12.	<i>Stepping short</i>	11
	13.	<i>Changing the feet</i>	12
	14.	<i>The side or closing step</i>	12
	15.	<i>Back step</i>	13
	16.	<i>The quick step</i>	13
Six or eight Recruits in one rank, at close files.	17.	<i>The quickest step</i>	14
	18.	<i>File marching</i>	16
	19.	<i>Wheeling a single rank from the halt</i>	17
	20.	<i>Wheeling a single rank from the march</i>	18
	21.	<i>Wheeling a single rank backward</i>	18
	22.	<i>Wheeling a single rank on a moveable pivot</i>	19

---



---

With Arms.

	Sect.	Page
Each Recruit	23. <i>Position of the Soldier</i> —	} 21
	24. <i>Different motions of the firelock</i> —	
Six or eight Files of Recruits in a Squad.	25. <i>Attention in forming the squad</i> —	- 22
	26. <i>Open Order</i> —	} 23
	27. <i>Close Order</i> —	
	28. <i>Manual Exercise</i> —	- 24
	29. <i>Platoon exercise</i> —	- 30
	30. <i>Firings</i> —	- 33
	<i>Light infantry firings</i> —	- 39
	31. <i>Marching to the front and rear</i>	- 41
	32. <i>Open and close order on the march</i>	} 43
	33. <i>March in file to a flank</i> —	
	34. <i>Wheeling in file</i> —	- 45
	35. <i>Oblique marching in front</i> —	- 46
	36. <i>Oblique marching in file</i> —	} 47
	37. <i>Wheeling forward from the halt</i>	
	38. <i>Wheeling backward</i> —	} 48
	39. <i>Wheeling from the march on a halted and moveable pivot</i> —	
	40. <i>Stepping out, stepping short, mark time, changing feet, the side step, stepping back</i> —	

END OF FIRST PART.

---



---

PART II.—PLATOON OR COMPANY.

Sect.	Page
41. <i>Formation of the Platoon</i> — — —	50
42. <i>Marching to the front</i> — — —	51
43. <i>The side step</i> — — —	53
44. <i>The back step</i> — — —	} 54
45. <i>File marching</i> — — —	
46. <i>Wheeling from a halt</i> — — —	} 55
47. <i>Wheeling forward by sub-divisions from line</i>	
48. <i>Wheeling backward by sub-divisions from line</i>	57
49. <i>Marching on an alignment in open column of sub-divisions</i> — — —	} 58
50. <i>Wheeling into line from open column of sub-divisions</i> — — —	
51. <i>Sub-divisions wheeling into a new alignment</i>	60
52. <i>Sub-divisions wheeling into a new direction on a moveable pivot</i> — — —	} 62
53. <i>Countermarch by files</i> — — —	
54. <i>Wheeling on the center of the platoon</i> — — —	64
55. <i>Oblique marching</i> — — —	} 65
56. <i>Increasing and diminishing the front of an open column halted</i> — — —	
57. <i>Increasing and diminishing on the march</i>	67
58. <i>Sub-divisions pass a defile, by breaking off files</i>	68
59. <i>Marching in quick time</i> — — —	} 70
60. <i>Forming to the front from file</i> — — —	
61. <i>Forming from file to either flank</i> — — —	71
62. <i>To form to either flank from column of sub-divisions</i> — — —	} 72
63. <i>March in echelon by sections</i> — — —	
64. <i>From three ranks, forming in two ranks</i>	74
65. <i>From two ranks, forming into three ranks</i> — — —	75
66. )	} 76
67. ) <i>Exercise of the company</i> - - -	
68. )	
69. )	

END OF SECOND PART.



**PART III.—ABSTRACT—BATTALION.**

<i>Sect.</i>	<i>Page</i>
FORMATION OF THE COMPANY —	80
70. <i>Company to take open order from close order</i>	81
71. <i>Company to take close order from open order</i>	82
FORMATION OF THE BATTALION —	83
72. <i>Battalion to take open order</i> —	86
73. <i>Battalion to resume close order</i> — —	88
<i>Marching past the Reviewing General</i> —	89

**ABSTRACT OF THE MOST ESSENTIAL GENERAL ATTENTIONS, REQUIRED IN THE MOVEMENTS OF THE BATTALION.**

<i>Attentions of the soldier</i> — — — —	}	91
<i>Times of march</i> — — — —		
<i>Wheeling</i> — — — —		
<i>Filings</i> — — — —		
<i>Pivot-men</i> — — — —	}	92
<i>Position of the body</i> — — — —		
<i>March</i> — — — —	}	93
<i>Halt</i> — — — —		
<i>Line</i> — — — —		
<i>Carriage of arms</i> — — — —	}	93
<i>Pivot flanks</i> — — — —		
<i>Pivot files</i> — — — —		

**COVERING**

# CONTENTS.

xv

## COVERING PLATOON SERJEANTS.

	Page
<i>Position of covering serjeant</i> —	} 94
<i>In column</i> — — — —	
<i>Wheeling into line</i> — — — —	} 95
<i>Leading platoon</i> — — — —	
<i>Countermarch</i> — — — —	} 95
<i>In file</i> — — — —	
<i>Firings</i> — — — —	} 96
<i>Subdivisions</i> — — — —	
<i>Close column</i> — — — —	} 96
<i>Pioneers</i> — — — —	
<i>Drummers</i> — — — —	} 96
<i>Echellon</i> — — — —	
<i>Music</i> — — — —	

## ATTENTIONS IN PLATOON OFFICERS.

<i>Position of platoon officers</i> — —	} 97
<i>Wheeling into column</i> — — — —	
<i>Wheeling into line</i> — — — —	} 98
<i>Wheeling in column, on a fixed point</i> — — — — <i>on the pivot flank</i>	
<i>Countermarch of platoons</i> — — — —	} 98
<i>In line</i> — — — —	
<i>In file</i> — — — —	} 99
<i>Leading officer</i> — — — —	
<i>When pivots march</i> — — — —	} 100
<i>Wheeling backwards</i> — — — —	
<i>In close columns</i> — — — —	} 101
<i>Colours</i> — — — —	
<i>Officers in front of divisions</i> — — — —	} 101
<i>Wheels in column</i> — — — —	
<i>Close column</i> — — — —	} 102
<i>Supernumerary rank</i> — — — —	
<i>Staff</i> — — — —	} 102
<i>Adjutant gives points</i> — — — —	
<i>Echellon</i> — — — —	103

ATTENTIONS

ATTENTIONS OF COMMANDING OFFICERS OF BATTALIONS				Page
				103
<i>Field Officers mounted</i>	—	—	—	} 103
<i>Commands</i>	—	—	—	
<i>Points of march</i>	—	—	—	} 104
<i>Points of doubling and wheeling</i>	—	—	—	
<i>Halt of the column</i>	—	—	—	
<i>Dressing</i>	—	—	—	} 105
<i>Commands in line</i>	—	—	—	
<i>Attentions in line</i>	—	—	—	
<i>Dressing in line</i>	—	—	—	} 106
<i>Intervals</i>	—	—	—	
<i>Aids in exercise</i>	—	—	—	
<i>Attentions</i>	—	—	—	} 107
<i>Close column</i>	—	—	—	
<i>Forming in line</i>	—	—	—	
<i>As many points are required for one battalion as for several</i>	—	—	—	} 108
<i>In all situations exact points cannot be given The battalion, in no situation, to cover more ground than the proper extent of its front</i>	—	—	—	
<i>Marching in an alignment</i>	—	—	—	109
<i>Wheeling backward</i>	—	—	—	} 110
<i>Attentions to echelon</i>	—	—	—	
<i>Regulations in firing</i>	—	—	—	112
<i>Firing in line</i>	—	—	—	115
<i>Words of command</i>	—	—	—	121
<i>Directions for funeral parties</i>	—	—	—	

## P A R T I.

## INSTRUCTION OF THE RECRUIT.

**T**HE several Heads of Instruction for Recruits are to be attended to, and followed, in the manner and order here set forth. It requires in the instructors to whom this duty is intrusted, and who are to be answerable for the execution of it, the most unremitting perseverance and accurate knowledge of the part each has to teach, and a clear and concise manner of conveying his instructions; but with a firmness that will command from men a perfect attention to the directions he is giving them. He must allow for the weak capacity of the recruit; be patient, not rigorous, where endeavour and good-will are evidently not wanting: quickness is not at first to be required, it is the result of much practice. If officers and instructors are not critically exact in their own commands, and in observing the execution of what is required from others, slovenliness must take place, labour be ineffectual, and the end proposed will never be attained.

The recruit must be carried on progressively; he should comprehend one thing before he proceeds to another. In the first circumstances of position, fire-lock, fingers, elbows, &c. are to be justly placed by the  
B
instructor;

instructor; when recruits are more advanced they should not be touched; but from the example shewn, and the directions prescribed, be taught to correct themselves when so admonished. Recruits should not be kept too long at any particular part of their exercise, so as to fatigue or make them uneasy; and marching without arms should be much intermixed with the firelock instruction:—fife, or music, must on no account be used; but the recruit is to be confirmed by habit alone in that cadence of step which he is afterwards to maintain in his march to the enemy, in spite of every variety of noise and circumstance, that may tend to derange him.

In the manner hereafter prescribed, must each recruit be trained singly, and in squad; nor until he is steadied in these, and in other points of his duty, is he to be allowed to join the battalion; for one awkward man, imperfect in his march, or whose person is distorted, will derange his division, and of course operate on the battalion and line in a still more consequential manner. Every soldier on his return from long absence, must be re-drilled before he is permitted to act in the ranks of his company.

Remarks upon the necessity, utility, or application of what is hereafter prescribed, are, as much as possible, avoided in the first and second parts: such remarks properly belong to the third, or Battalion Part, with the principles of whose movements it must be supposed an instructor is sufficiently acquainted.

---

## WITHOUT ARMS.

### S. 1. *Position of the Soldier.*

THE equal squareness of the shoulders and body to the front is the first and great principle of the position of a soldier. The heels must be in a line, and closed. — The knees strait without stiffness. — The toes a little turned out, so that the feet may form an angle of about 60 degrees. — Let the arms hang near the body, but not stiff, the flat part of the hand and little finger touching the thigh; the thumbs as far back as the seams of the breeches. — The elbows and shoulders to be kept back; the belly rather drawn in, and the breast advanced, but without constraint; the body upright, but inclining forward, so that the weight of it principally bears on the fore part of the feet; the head to be erect, and neither turned to the right nor left.

The position in which a soldier should move, determines that in which he should stand still. Too many methods cannot be used to supple the recruit, and banish the air of the rustic. But that excess of setting up, which stiffens the person, and tends to throw the body backward instead of forward, is contrary to every true principle of movement, and must therefore be most carefully avoided.

N. B. The words on the margin, which are printed in *Italics*, are the words of command to be given by the instructor. All words of command, and particularly the words *halt* or *march*, must be given short, quick, and loud.

Every officer must be accustomed to give his words of command, even to the smallest bodies, in the full extent of his voice. The justness of execution, and the confidence of the soldier, can only be in proportion to the firm, decided, and proper manner in which every officer of every rank gives his orders.

S. 2. *Standing at Ease.*

*Stand at Ease.* { On the words *Stand at Ease*, the right foot is to be drawn back about six inches, and the greatest part of the weight of the body brought upon it; the left knee a little bent; the hands brought together before the body; but the shoulders to be kept back and square; the head to the front, and the whole attitude without constraint.

*Attention.* { On the word *Attention*, the hands are to fall smartly down the outside of the thighs; the right heel to be brought up in a line with the left; and the proper unconstrained position of a soldier immediately resumed.

When standing at ease for any considerable time in cold weather, the men may be permitted, by command, to move their limbs; but without quitting their ground, so that upon the word *Attention*, no one shall have materially lost his dressing in the line.

S. 3. *Eyes to the Right.*

*Eyes Right.* { On the words, *Eyes to the Right*, glance the eyes to the right, with the slightest turn possible of the head. At  
*Eyes Left.* { the words *Eyes to the Left*, cast the eyes in like manner to the left. On the  
*Eyes Front.* { words, *Eyes to the Front*, the look and head are to be directly to the front, the habitual position of the soldier.

These motions are only useful on the wheeling of divisions, or when dressing is ordered after a halt; and particular attention must be paid in the several turnings of the eyes, to prevent the soldier from moving his body, which should be preserved perfectly square to the front.

S. 4. *The*



*S. 4. The Facings.*

In going through the facings, the left heel never quits the ground; the body must rather incline forward, and the knees be kept straight.

*To the Right, face.* { 1st. Place the hollow of the right foot smartly against the left heel, keeping the shoulders square to the front.  
2d. Raise the toes, and turn to the right on both heels.

*To the Left, face.* { 1st. Place the right heel against the hollow of the left foot, keeping the shoulders square to the front.  
2d. Raise the toes and turn to the left on both heels.

*To the Right about, face.* { 1st. Place the ball of the right toe against the left heel, keeping the shoulders square to the front.  
2d. Raise the toes, and turn to the right about on both heels.  
3d. Bring the right foot smartly back in a line with the left.

*To the Left about, face.* { 1st. Place the right heel against the ball of the left foot, keeping the shoulders square to the front.  
2d. Raise the toes, and turn to the left about on both heels.  
3d. Bring up the right smartly in a line with the left.

The greatest precision must be observed in these facings, for if they are not exactly executed, a body of men, after being properly dressed, will lose their dressing, on every small movement of facing.

S. 5. *Position in Marching.*

March.

In marching the soldier must maintain, as much as possible, the position of the body as directed in Sect. 1. He must be well balanced on his limbs. His arms and hands, without stiffness, must be kept steady by his sides, and not suffered to vibrate. He must not be allowed to stoop forward, still less to lean back. His body must be kept square to the front, and thrown rather more forward in marching than when halted, that it may accompany the movement of the leg and thigh, which movement must spring from the haunch. The ham must be stretched, but without stiffening the knee. The toe a little pointed, and kept near the ground, so that the shoe-soles may not be visible to a person in front. The head to be kept well up, straight to the front, and the eyes not suffered to be cast down. The foot, without being drawn back, must be placed flat on the ground.

---

S. 6. *Ordinary Step.*

The length of each pace, from heel to heel, is 30 inches, and the recruit must be taught to take 75 of these steps in a minute, without tottering, and with perfect steadiness.

The *ordinary* step being the pace on all occasions whatever, unless greater celerity be particularly ordered,

dered, the recruit must be carefully trained, and thoroughly instructed in this most essential part of his duty, and perfectly made to understand, that he is to maintain it for a long period of time together, both in line and in column, and in rough as well as smooth ground, which he may be required to march over. This is the slowest step which a recruit is taught, and is also applied in all movements of parade.

---

S. 7. *The Halt.*

*Halt.* { On the word *Halt*, let the rear foot be brought upon a line with the advanced one, so as to finish the step which was taking when the command was given.

N. B. The words, *Halt, wheel—Halt, front—Halt, dress*—are each to be considered as one word of command, and no pause made betwixt the parts of their execution.

---

S. 8. *Oblique Step.*

*To the Left  
Oblique—  
March.* { When the recruit has acquired the regular length and cadence of the ordinary pace, he is to be taught the oblique step. At the words, *To the Left Oblique—March*, without altering his personal squareness of position, he will, when he is to step with his left foot, point and carry it forward 19 inches in the diagonal line, to the left, which gives about 13 inches to the side, and about 13 inches to the front. On the word *Two*, he will bring his right foot 30 inches

PART I.

Fig. 1.

inches forward, so that the right heel be placed 10 inches directly before the left one. In this position he will pause, and on the word *Two*, continue to march, as before directed, by advancing his left foot 19 inches, pausing at each step till confirmed in his position; it being essentially necessary to take the greatest care that his shoulders be preserved square to the front. From the combination of these two movements, the general obliquity gained will amount to an angle of about 25 degrees. When the recruit is habituated to the lengths and directions of the step, he must be made to continue the march, without pausing, with firmness, and in the cadence of the ordinary pace, viz. 75 steps in a minute.

As all marching (the side step excepted) invariably begins with the left foot, whether the obliquing commences from the halt, or on the march, the first diagonal step taken is by the leading foot of the side inclined to, when it comes to its turn, after the command is pronounced.

The squareness of the person, and the habitual cadenced step, in consequence, are the great directions of the oblique, as well as of the direct march.

Each recruit should be separately and carefully instructed in the principles of the foregoing eight sections of the Drill. They form the basis of all military movements.

Three

Three or four recruits will now be formed in one rank, at very open files, and instructed as follows.

S. 9. *Dressing when halted.*

*Dress.*

Dressing is to be taught equally by the left as by the right. On the word *Dress*, each individual will cast his eyes to the point to which he is ordered to dress, with the smallest turn possible of the head, but preserving the shoulders and body square to their front. The whole person of the man must move as may be necessary, and bending backward or forward is not to be permitted. He must take short quick steps, thereby gradually and exactly to gain his position, and on no account be suffered to attempt it by any sudden or violent alteration, which must infallibly derange whatever is beyond him. The faces of the men, and not their breasts or feet, are the line of dressing. Each man is to be able just to distinguish the lower part of the face of the second man beyond him.

In dressing, the eyes of the men are always turned to the officer, who gives the word *Dress*; and who is posted at the point by which the body halts; and who from that point corrects his men, on a point at or beyond his opposite flank.

The faults to be avoided, and generally committed by the soldier in dressing, are, passing the line; the head too forward, and body kept back; the shoulders not square; the head turned too much.

Two, or more men, being moved forward, or backward, a given number of paces, and placed in the new line,

line, and direction, the following commands will be given;

By the *Right, forward—Dress.*

By the *Right, backward—Dress.*

By the *Left, forward—Dress.*

By the *Left, backward—Dress.*

*Eyes front.* { As soon as the dressing is accomplished, the words *Eyes front*, will be given, that heads may be replaced, and remain square to the front.

No rank, or body, ought ever to be dressed, without the person on its flank appointed to dress it, determining, or at least supposing a line, on which the rank, or body, is to be formed, and for that purpose taking as his object the distant flank man, or a point beyond such flank, or a man thrown out on purpose; dressing must then be made gradually, and progressively, from the fixed point, towards the distant flank one; and each man successively, but quickly, must be brought up into the true line, so as to become a new point, from whence the person directing proceeds in the correction of the others; and he himself, when so directing, must take care that his person, or his eyes at least, be in the true line, which he is then giving.

### S. 10. *Stepping out.*

*Step out.* { The squad marches as already directed in ordinary time. On the word, *Step out*, the recruit must be taught to lengthen his step to 33 inches, by leaning forward a little, but without altering the cadence.

This step is necessary when a temporary exertion in line, and to the front is required, and is applied both to ordinary and quick time.



S. 11. *Mark Time.*

*Mark Time.* { On the words *Mark Time*, the foot then advancing completes its pace; after which the cadence is continued, without gaining any ground, but alternately throwing out the foot and bringing it back square with the other. At the words *Ordinary Step*, the usual pace of 30 inches will be taken.

*Ordinary Step.*

This step is necessary marching in line, when any particular battalion is advanced, and has to wait for the coming up of others.

S. 12. *Stepping Short.*

*Step Short.* { On the word *Step Short*, the foot advancing will finish its pace, and afterwards each recruit will step as far as the ball of his toe, and no farther, until the word *Ordinary Step* be given, when the usual pace of 30 inches is to be taken.

*Ordinary Step.*

This step is useful when a momentary retardment of either a battalion in line, or of a division in column, shall be required.

S. 13. *Changing the Feet.*

*Change Feet.* { To change the feet in marching, the advancing foot completes its pace, the ball of the other is brought up quickly to the heel of the advanced one, which instantly makes another step forward, so that the cadence may not be lost.

This



This may be required of an individual, who is stepping with a different foot from the rest of his division; in doing which he will in fact take two successive steps with the same foot.

---

### S. 14. *The Side or Closing Step.*

The side or closing step is performed from the halt in ordinary time, by the following commands:

*Close to the Right—March.*

*Close to the Left—March.*

*Close to the  
Right,  
March.*

In closing to the right, on the word *March*, eyes are turned to the right, and each man carries his right foot about 12 inches directly to his right (or if the files are closed, to his neighbour's left foot), and instantly brings up his left foot, till the heel touches his right heel; he then pauses so as to perform this movement in ordinary time, and proceeds to take the next step in the same manner; the whole with perfect precision of time, shoulders kept square, knees not bent, and in the true line on which the body is formed. At the Word *Halt*, the whole halt, turn their eyes to the front, and are perfectly steady. (Vide S. 43.)

*Halt.*

---

### S. 15. *Back Step.*

*Step Back.*

*March.*

The *Back Step* is performed in the ordinary time and length of pace, from the halt, on the command *Step Back, —March, —* the recruit must be taught to move straight to the rear, preserving his

*Halt.* | his shoulders square to the front, and his body erect.—On the word *Halt*, the foot in front must be brought back square with the other.

A few paces only of the back step can be necessary at a time.

---

S. 16. *The Quick Step.*

*Quick  
March.*

The cadence of the ordinary pace having become perfectly habitual to the recruits, they are now to be taught to march a quick time, which is 108 steps in the minute, each of 30 inches, making 270 feet in a minute. The command *Quick, March*, being given with a pause between them; the word *Quick*, is to be considered as a caution, and the whole to remain perfectly still and steady; on the word *March*, they step off with the left feet, keeping the body in the same posture, and the shoulders square to the front; the foot to be lifted off the ground, that it may clear any stones, or other impediments in the way, and to be thrown forward, and placed firm; the whole of the sole to touch the ground, and not the heel alone; the knees are not to be bent, neither are they to be stiffened, so as to occasion fatigue or constraint. The arms to hang with ease down the outside of the thigh; a very small motion to prevent constraint may be permitted, but not to swing out, and thereby occasion the least turn, or movement of the shoulder; the head is to be kept to the front, the body well up, and the utmost steadiness to be preserved.

**This**

This is the pace to be used in all *filings* of divisions from line into column, or from column into line; and by battalion columns of manœuvre, when independently changing position. It may occasionally be used in the column of march of small bodies, when the route is smooth, and no obstacles occur; but in the march in line of a considerable body it is not to be required, and very seldom in a column of manœuvre; otherwise fatigue must arise to the soldier, and more time will be lost by hurry and inaccuracy, than is attempted to be gained by quickness.

The word *March*, given singly, at all times denotes that *ordinary* time is to be taken; when the *quick march* is meant, that word will precede the other. The word *March* marks the beginning of movements from the *Halt*; but is not given when the body is in previous motion.

---

### S. 17. *The Quickest Step.*

The *quickest time*, or *wheeling march*, is 120 steps of 30 inches each, or 300 feet in the minute. The directions already given for the march in quick time relate equally to the march in quickest time.

This is applied chiefly to the purpose of wheeling, and is the rate at which all bodies accomplish their *wheels*, the outward file stepping 33 inches, whether the wheel is from line into column, during the march in column, or from column into line. In this *time* also should divisions double, and move up, when passing obstacles in line; or when in the column of march, the front of divisions is increased, or diminished.

*Three or four recruits* in one rank, with intervals of 12 inches between them, should be practised in the different steps, that they may acquire a firmness and independence of movement.

Many

R E C R U I T.—*Without Arms.* 16

Many different times of march must not be required of the soldier. These three must suffice, ORDINARY TIME (75 steps in the minute), QUICK TIME (108 in the minute), WHEELING, or QUICKEST TIME (120 in the minute).

PLUMMETS, which vibrate the required times of march in a minute, are of great utility, and can alone prevent or correct uncertainty of movement; they must be in the possession of, and constantly referred to, by each instructor of a squad,—the several lengths of plummets, swinging the times of the different marches in a minute, are as follows :

				In.	Hund.
Ordinary time	—	75 steps in the	}	24	96
		minute			
Quick time	—	108		12	03
Quickest, or wheel-	}	120			
ing time					

A musket ball suspended by a string which is not subject to stretch, and on which are marked the different required lengths, will answer the above purpose, may be easily acquired, and should be frequently compared with an accurate standard in the adjutant's, or serjeant-major's possession. The length of the Plummets is to be measured from the point of suspension to the centre of the ball.

Accurate distances of steps must also be marked out on the ground, along which the soldier should be practised to march, and thereby acquire the just length of pace.

---

*Six or eight recruits* will now be formed in rank, at close files, having a steady, well-drilled soldier on their flank to lead,—and FILE MARCHING may be taught them.

S. 18. *File Marching.*

To the--face.

The recruits must first *face*, and then be instructed to cover each other exactly in file, so that the head of the man immediately before may conceal the heads of all the others in his front. The strictest observance of all the rules for marching is particularly necessary in marching by files, which is first to be taught at the *ordinary time*, and afterwards in *quick time*.

March.

On the word *March*, the whole are immediately to step off together, gaining at the very first step 30 inches, and so continuing each step without increasing the distance betwixt each recruit, every man locking or placing his advanced foot on the ground, before the spot from whence his preceding man had taken up his,—no looking down, nor leaning backward is to be suffered, on any pretence whatever,—the leader is to be directed to march straight forward to some distant object given him for that purpose, and the recruits made to cover one another during the march, with the most scrupulous exactness,—great attention must be paid to prevent them from marching with their knees bent, which they will be very apt to do at first, from an apprehension of treading upon the heels of those before them.

---

S. 19. *Wheeling of a single Rank, in ordinary Time from the Halt.*

<i>Right Wheel.</i>	{	At the word, <i>To the Right Wheel</i> , the man on the right of the rank faces to the right; on the word <i>March</i> , they step off together, the whole turning their eyes to the left (the wheeling flank) except the man on the left of the rank, who looks inwards, and, during the wheel, becomes a kind of base line for the others to conform to, and maintain the uniformity of front. The outward wheeling man always lengthens his step to 33 inches, the whole observe the same
<i>March.</i>		time, but each man shortening his step in proportion as he is nearer to the standing flank on which the wheel is made,—during the wheel, the whole remain closed to the standing flank; that is, they touch without incommoding their neighbour: nor must they stoop forward, but remain upright,—opening out from the standing flank is to be avoided; closing in upon it, during the wheel, is to be resisted.—On
<i>Halt, Dress.</i>	{	the word <i>Halt, Dress</i> , each man halts immediately, without jumping forward, or making any false movements.

When the recruits are able to perform the wheel with accuracy in the *ordinary time*, they must be practised in wheeling in *quickest time*.

Nothing will tend sooner to enable the recruit to acquire the proper length of step, according to his distance from the pivot, than continuing the wheel without halting for several revolutions of the circle. And also giving the word *Halt, Dress*, at instants not expected,



pected, and when only a 6th, 8th, or any smaller proportion of the circle is completed.

---

S. 20. *Wheeling of a single Rank, from the March.*

<i>Halt, Right Wheel.</i>	{	The recruits are first to be taught to perform this wheeling at the <i>ordinary time</i> , and afterwards in the <i>quickest</i> , or <i>proper wheeling time</i> ,—the rank, marching to the front at the ordinary time, receives the word of command, <i>Halt, Right Wheel</i> , the man on the right of the rank instantly halts, and faces to his right; the rest of the rank turning their eyes to the wheeling flank (as directed in the preceding section), immediately change the step together to <i>wheeling time</i> ; as soon as the portion of the circle to be wheeled is completed, the words <i>Halt, Dress</i> , will be given (a pause of 2 or 3 seconds may be made) and then <i>March</i> , on which the whole rank steps off together at the ordinary time.
<i>Halt, Dress.</i>		
<i>March.</i>		

---

S. 21. *Wheeling Backwards a single Rank.*

<i>On the Right backwards, Wheel. March.</i>	{	At the word, <i>On the Right backwards, Wheel</i> , the man on the right of the rank faces to his left: at the word <i>March</i> , the whole step backward in wheeling time, dressing by the outward wheeling man, those nearest the pivot man making their steps extremely small, and those towards
		towards



<i>Halt.</i>	}	towards the wheeling man encreasing them as they are placed nearer to him.
<i>Right Dress.</i>		The recruit in this wheel must not bend forward, nor be suffered to look down; but by casting his eyes to the wheeling flank, preserve the dressing of the rank.— On the word <i>Halt</i> , the whole remain perfectly steady, still looking to the wheeling flank till they receive the word <i>Right Dress</i> .

The recruits should be first practised to wheel backwards at the ordinary step; and at all times it will be necessary to prevent them from hurrying the pace; an error soldiers are very liable to fall into, particularly in wheeling backwards. Where large bodies wheel from line into column, this wheeling is necessary to preserve the covering of pivot flanks, and the distances of the divisions, which the line is to break into.



*S. 22. Wheeling of a single Rank on a moveable Pivot.*

In wheeling on a moveable pivot, both flanks are moveable, and describe concentric circles round a point, which is removed a few paces from what would otherwise be the standing flank; and eyes are all turned towards the directing pivot man, whether he is on the outward flank, or on the flank wheeled to.

<i>Right Shoulders forward.</i>	{	When the wheel is to be made to the directing pivot flank (suppose the left), —the rank marching at the ordinary pace, receives the word, <i>Right Shoulders forward</i> ; on which the pivot man, without altering either the time or length of his pace, continues his march on the circumference of the lesser circle,
		C 2

*Forward.*

cle, and tracing out a considerable arch, on the principle of dressing, gradually brings round his rank to the direction required, without obliging the other flank, which is describing the circumference of a larger circle, to too great hurry:—On the word *Forward*, shoulders are squared, and the pivot marches direct to the front.

*Left  
Shoulders  
forward.*

When the directing pivot is on the outward flank, and has to describe the circumference of the larger circle, on the word *Left Shoulders forward*, he will, without changing the time, or length of his pace, gradually bring round the rank to the required direction, so as to enable the inward flank to describe a similar arc of a lesser circle, concentric to the one he himself is moving on. During both these wheels, the rank dresses to the proper pivot, and when he describes the smaller circle of the wheel, the other flank, which has more ground to go over, will quicken its march, and step out. When the pivot describes the greater circle of the wheel, the other flank, which has less ground to go over, will step shorter, and gradually conform. In the first case, the recruit must be cautioned against opening out from the pivot; and in the latter from crowding on him.

The just performance of this mode of wheeling depends so much on the directing pivot, that a well-drilled soldier should at first be placed on the flank named, as the proper pivot, and changed occasionally. It is used, when a column of march (in order to follow the windings of its route) changes its direction in general, less than the quarter circle.

## WITH ARMS.

---

### *S. 23. Position of the Soldier under Arms.*

The body of the soldier being in the position described in Section 1. the firelock is to be placed in his left hand, against the shoulder; his wrist to be a little turned out; the thumb alone to appear in front; the four fingers to be under the butt; and the left elbow to be rather bent inwards, so as not to be separated from the body, or to be more backward or forward than the right one:—the firelock must rest full on the hand, not on the end of the fingers: and be carried in such manner as not to raise, advance, or keep back, one shoulder more than the other; the butt must therefore be forward, and as low as can be permitted without constraint; the fore part a very little before the front of the thigh; and the hind part of it pressed by the wrist against the thigh;—it must be kept steady and firm before the hollow of the shoulder; should it be drawn back or carried too high, the one shoulder would be advanced, the other kept back, and the upper part of the body would be distorted and not square, with respect to the limbs.

---

### *S. 24. Different Motions of the Firelock.*

The following motions of the firelock will be taught and practised, until each recruit is perfect in them; they being necessary for the ease of the soldier in the course of exercise.

Supporting arms.

Carrying arms.

Ordering arms.

C 3

Standing

Standing at ease.

Attention.

Shouldering from the order.

The recruit must be accustomed to *carry* his arms for a considerable time together; it is most essential he should do so, and not to be allowed to support *them* so often as is practised, under the idea that long *carrying* them is a position of too much constraint.

A platoon, company, or battalion, are never to MARCH, OR HALT, OR FORM IN LINE, OR DRESS (which are situations where the greatest accuracy of front is required), but with *carried arms*.—When such bodies are standing and halted, arms may be occasionally *supported*.—When marching in column, or that small divisions are moving any distance in file, firelocks may also be *supported*.

---

### S. 25. *Attention in forming the Squad.*

When the SQUAD or division (consisting of from six to eight files) is ordered to *fall in*, each man with carried arms, will as quick as possible take his place in his rank, beginning from the flank to which he is ordered to form; he will dress himself in line by the rule already given, assume the ordered position of a soldier, and stand perfectly still, and steady, until ordered to stand at ease, or that some other command be given him. Attention must be paid, that the files are correctly closed; that the men in the rear ranks cover well, looking their file leaders in the middle of the neck.—That the ranks have their proper distance of one pace (30 inches) from each other:—that all the ranks are equally well dressed:—that the men do not turn their heads to the right, or left; and that each man has the proper unrestrained attitude of a soldier.

Except in the instructions of recruits and squads on some occasions of regimental parade or inspection,  
and

and in the peculiar exercise of the light company, open files are not to be used; and at all times the battalion, or its most minute parts, are to form, move, and act at close files, so that each soldier, when in his true position under arms, shouldered, and in rank, must just feel with his elbow the touch of his neighbour with whom he dresses; nor in any situation of movement in front, must he ever relinquish such touch, which becomes in action, the principal direction for the preservation of his order; and each file, as connected with its two neighbouring ones, must consider itself a complete body, so arranged for the purpose of attack, or effectual defence.

---

S. 26. *Open Order.*

<i>Rear Ranks take Open Order.</i>	{	The recruits being formed in three ranks at close order, on the word <i>Rear Ranks take Open Order</i> , the flank men on the right and left of the center, and rear ranks, step briskly back one and two paces respectively, face to their right, and stand covered, to mark the ground on which each rank is to halt, and dress at open order; every other individual remains ready to move.—
<i>March.</i>		On the word <i>March</i> , the dressers front, and the center and rear ranks fall back one and two paces, each dressing by the right the instant it arrives on the ground.

---

S. 27. *Close Order.*

<i>Rear Ranks take Close Order. March.</i>	{	On the word <i>Rear Ranks take Close Order</i> , the whole remain perfectly steady;—at the word <i>March</i> , the ranks close within one pace, marching one and two paces, and then halting.
--	---	---

Words of  
Command.

S. 28. *Manual Exercise.*

EXPLANATION.

1st.  
*Secure  
Arms.*

1st. Bring the right hand briskly up, and place it under the cock, keeping the firelock steady.

2d. Quit the butt with the left hand, and seize the firelock with it at the swell, bringing the elbow close down upon the lock; the right hand kept fast in this motion, and the piece still upright.

3d. Quit the right hand, and bring it down to your right side; bringing the firelock down to the *secure* under the left arm, and the hand rather below the hip bone.

2d.  
*Shoulder  
Arms.*

1st. Bring the firelock up to the perpendicular line, seizing it with the right hand under the cock.

2d. Quit the left hand, and place it grasping the butt.

3d. Quit the right hand, and bring it smartly down to the right side.

3d.  
*Order  
Arms.*

1st. Seize the firelock with the right hand at the lower loop, just at the swell.

2d. Bring it down to the right side, to the *trail*; the butt as low down as the arm will admit without constraint, the muzzle a little advanced.

3d. Drop the butt on the ground, placing the muzzle against the hollow of the right shoulder, and the hand flat upon the sling.

4th.  
*Fix Bayo-  
nets.*

1st. At the word *Fix*, place the thumb of the right hand, as quick as possible, behind the barrel, taking a gripe of the firelock.

2d. As soon as the word of command is fully given, push the firelock a little forward, at the same time drawing out the bayonet with the left hand, and fixing it with the utmost celerity. The instant this is done,



done, return, as quick as possible, to the *order* as above described, and stand perfectly steady.

1st. As soon as the word *shoulder* is given, take a gripe of the firelock with the right hand, as in fixing bayonets.

5th.  
*Shoulder  
Arms.*

2d. At the last word, *arms*, the firelock must be thrown, with the right hand, in one motion, and with as little appearance of effort as possible, into its proper position on the left shoulder. The hand crosses the body in so doing, but must instantly be withdrawn.

1st. Seize the firelock with the right hand, under the guard, turning the lock to the front, but without moving it from the shoulder.

6th.  
*Present  
Arms.*

2d. Raise the firelock up from the shoulder to the *poize*, by placing the left hand upon the sling, fingers pointing upwards; the wrist upon the guard, and the point of the left thumb of equal height with and opposite to the left eye; the piece to be kept perpendicular in this position.

3d. Bring down the firelock with a quick motion, as low as the right hand will admit without constraint, drawing back the right foot at the same instant, so that the hollow of it may touch the left heel. The firelock in this position, with the guard to the front, to be totally supported in the left hand, and opposite to the left thigh; the right hand lightly holding the small of the butt: the fingers pointing rather downwards; the body to rest entirely on the left foot: both knees straight.

1st. By a turn of the right wrist, bring the firelock to its proper position on the left shoulder, as described above, the left hand grasping the butt, and bringing up the right foot at the same instant to its original position.

7th.  
*Shoulder  
Arms.*

2d. Quit the right hand briskly, and bring it down to the right side.

At



*8th. Port. Arms.* At one motion throw the firelock from the shoulder across the body, to a diagonal position, in which the lock is to be turned to the front, and at the height of the breast; the muzzle slanting upwards, so that the barrel may cross opposite the point of the left shoulder, with the butt proportionably depressed.

The right hand grasps the small of the butt, and the left holds the piece at the swell, close to the lower pipe; the thumbs of both hands pointing towards the muzzle.

*9th. Charge Bayonets.* Make a half-face to the right, and bring down the firelock to nearly a horizontal position, with the muzzle inclining a little upwards, and the right wrist resting against the hollow of the thigh, below the hip.

*10th. Shoulder Arms.* 1st. Throw the firelock up to its proper position on the left shoulder, grasping the butt with the left hand, and at the same instant coming to your proper front.

2d. Quit the right hand smartly, and bring it down to the right side.

*11th. Advance Arms.* 1st. Seize the firelock with the right hand under the guard, turning the lock to the front, but without moving it from the shoulder.

2d. Raise the firelock up from the shoulder to the poize, by placing the left hand upon the sling, fingers pointing upwards, the wrist upon the guard, and the point of the left thumb of equal height with, and opposite the left eye: the piece to be kept perpendicular in this position.

3d. Bring the firelock down to the right side, with the right hand as low as it will admit without constraint, slipping up the left hand at the same time to the swell, the guard between the thumb and fore-finger of the right hand, the three last finger under the cock, with the guard to the front.

4th. Quit the left hand.

1st.

1st. Bring up the left hand, and seize it at the  
swell. 12th.  
Shoulder  
Arms.

2d. By a quick turn of the right wrist, throw it  
smartly to its proper position on the left shoulder,  
and grasp the butt with the left hand.

3d. Quit the right hand, and bring it to the right  
side.

1st. Seize the small of the butt, under the lock,  
with the right hand, the thumb pointing upwards. 13th.  
Support  
Arms.

2d. Bring the left arm under the cock.

3d. Quit the right hand.

1st. Seize the small of the butt under the left arm,  
with the right hand. 14th.  
Carry  
Arms.

2d. Smartly place the left hand, grasping the butt,  
the firelock kept steady.

3d. Quit the right hand.

N. B. The position of ported arms is that which  
the soldier will, either from the shoulder or after  
firing, take, in order to advance on an enemy whom it  
is intended to attack with fixed bayonets; and the  
word of command for that purpose is "*prepare to  
charge.*" The second position is that which the front  
rank takes after a quick advance, and when arrived  
at a few yards distance only from the body to be at-  
tacked. The position of ported arms is also that  
which sentries are to take when challenging any per-  
sons who approach their posts.

In explanation of the 17th movement prescribed in  
His Majesty's Regulations for the Inspection and Re-  
view Exercise, it is to be clearly understood, that  
whenever a battalion or line charges with bayonets,  
the whole are in the first instance to port their arms,  
and advance at a firm quick step, or at a steady run,  
if circumstances render it necessary, but in the most  
perfect order possible, until they reach the enemy:

It

It is at that instant that the front rank are necessarily to bring their firelocks down to the charging position, and the whole are to press forward with the utmost energy. The enemy being routed, it will depend on the officer commanding to give the word "*halt*;" when the front rank will resume their position of ported arms, and proceed as may be afterwards directed. But the word *halt* is on no account to be given during a charge, or as preparatory to the front rank bringing the firelocks down to the charging position. It is therefore to be understood, that in the charge or quick attack upon the enemy with fixed bayonets, either previous to, or after firing, which is usually begun at a distance of 150 or 200 yards, as the ground will admit, the charging position of the front rank is to be assumed only at the instant of attack or defence.

In marching any distance, or in standing at ease, when *supported*, the men are allowed to bring their right hand across their body, to the small of the butt, which latter must, in that case, be thrown a little forward; the fingers of the left hand being uppermost, must be placed between the body and the right elbow; the right hands are to be instantly removed when the division *halts*, or is ordered to *dress by the right*.

Time.

The motions in the manual exercise are to be performed, leaving three pauses of the ordinary time of march between each motion, except that of *fixing bayonets*, in which a longer time must be given.

The manual is not to be executed by one word, or signal, but each separate word of command is to be given by the officer who commands the body performing it.

The *manual* and *platoon exercise* will no longer make a regular part of a review, but will only be gone through when particularly called for by the reviewing General.

The

The *Platoon exercise* is always to be done with ranks closed, except at the drill.

Sentries, posted with shouldered arms, are permitted afterwards to *support*, but not to slope them.— Sentries.  
On the approach of an officer, they immediately *carry* their arms, and put themselves into their proper position; which is not to be done at the instant he passes, but by the time he is within twenty yards of their post, so that they may be perfectly steady before he comes up.

Corporals marching with reliefs, or commanding detachments or divisions, are to be on the right, and will carry their arms *advanced*, with bayonets fixed. Corporals.

N. B. The following are the motions which His Majesty ordered to be practised, in unfixing bayonets, and in piling arms.

The 1st and 2d motions, the same as ordered for fixing. *Unfix bayonets (the Arms being at the Order)*

3d. The left hand grasps the firelock above the upper swivel, and with the right the bayonet is to be struck off and immediately returned to the scabbard, and the firelock to be placed quickly in its original position at ordered arms.

The front and rear rank men of each file face to the right, turn their locks outward, and cross the muzzles and tops of ramrods. *Pile Arms.*

The centre rank man places his butt about 30 inches to the left, the lock outwards, and crosses the muzzle of his firelock with those of the front and rear rank men, so that both the tops of their ramrods are placed across, between the ramrod and barrel of the centre rank man.



Words of  
Command.

S. 29. *Platoon Exercise.*

EXPLANATION.

1st.  
Make  
Ready.

Bring the firelock to the *recover*, by throwing it briskly from the shoulder, the guard to the front, and instantly cock as soon as the left hand seizes the piece above the lock; the right elbow is to be nimbly raised a little, placing the thumb upon the cock, and the fingers open by the plate of the lock; then drop the elbow as quick as possible, forcing down the cock with the thumb.

2d.  
Present.

Slip the left hand along the sling as far as the swell of the firelock; bring the piece down to the *present*, stepping back six inches to the rear with the right foot, and look stedfastly along the barrel of the firelock.

3d.  
Fire.

Pull the trigger firmly, and remain on the *present*, looking steadily along the piece until the next word of command.

4th.  
Load.

1st. Bring up the right foot to the inside of the left heel, and at the same time drop the firelock briskly down to the priming position; the top of the cock opposite the right breast; the muzzle raised to the height of the peak of the cap, and pointing directly to the front, which will throw the firelock into the hollow of the right side; the left hand continuing to grasp the piece at the swell, holding it firm and steady; seize the cock with the fore-finger and thumb of the right hand.

2d. Half-cock—by drawing back the right elbow briskly, bringing it down on the butt of the firelock.

5th.  
Handle  
Cartridge

1st. Draw the cartridge from the pouch.

2d. Bring it to the mouth, holding it between the fore-finger and thumb, and bite off the top of the cartridge.

1st. Shake



- 1st. Shake some powder into the pan.
- 2d. Shut the pan with the three last fingers.
- 3d. Seize the small of the butt with the above three fingers.
- 1st. Turn the piece nimbly round to the loading position; the butt within two inches of the ground, the lock towards the front, and the muzzle of the piece near the breast; the right hand to be brought on that part of the barrel on which the sight is placed; both feet are to be kept fast in this position.
- 2d. Drop the butt on the ground without noise, shake the powder into the barrel, putting in after it the paper and the ball.
- 3d. Seize the top of the ramrod with the fore-finger and thumb.
- 1st. Force the ramrod half out, and seize it back-banded exactly in the middle.
- 2d. Draw it entirely out, and turning it with the whole hand and arm extended from you, put it one inch into the barrel.
- 1st. Push the ramrod down, holding it as before, exactly in the middle, till the hand touches the muzzle.
- 2d. Slip the fore-finger and thumb to the upper end, without letting the ramrod fall further into the barrel.
- 3d. Push the cartridge well down to the bottom.
- 4th. Strike it two very quick strokes with the ramrod.
- 1st. Draw the ramrod half out, catching it back-handed.
- 2d. Draw it entirely out, turning it very briskly from you, with the arm extended, and put it into the loops, forcing it as quick as possible to the bottom; then
- 6th.  
*Prime.*
- 7th.  
*Cast about; (or as it is to be pronounced for the sake of Brevity,) ' Bout,*
- 8th.  
*Draw Ramrods.*
- 9th.  
*Ram down Cartridge.*
- 10th.  
*Return Ramrods.*

then face to the proper front, the finger and thumb of the right hand holding the ramrod, as in the position immediately previous to drawing it, and the butt raised two inches from the ground.

11th.  
Shoulder  
Arms.

Strike the top of the muzzle smartly with the right hand, in order to fix the bayonet and ramrod more firmly, and at the same time throw it nimbly up, at one motion, to the shoulder.

N. B. Though the butts are not to come to the ground in casting about, as accidents may happen from it, yet they are permitted, while loading, to be so rested; but it must be done without noise, and in a manner imperceptible in the front.

---

*Explanation of Priming and Loading.*

*Prime and Load.*

1st. Bring the firelock down in one brisk motion to the priming position, the thumb of the right hand placed against the pan-cover, or steel; the fingers clenched; and the elbow a little turned out, so that the wrist may be clear of the cock.

2d. Open the pan, by throwing up the steel, with a strong motion of the right arm, turning the elbow in, and keeping the firelock steady in the left hand.

3d. Bring your hand round to the pouch, and draw out the cartridge.

The rest as above described, excepting that in loading, all motions are to be done with as much *dispatch as possible, every man shouldering or recovering as soon as his ramrod is properly returned.*

The priming position is the same for all the ranks, as above described, with the top of the cock opposite the right breast, and the muzzle raised to the height of the peak of the cap, which will throw the firelock into the hollow of the right side.

---



S. 30. *Firings.**Explanation of the Position of each Rank in the Firings, by Battalions, Wings, or Grand Divisions.**Front Rank kneeling.*

Bring the firelock briskly up to the *recover*, catching it in the left hand; and, without stopping, sink down with a quick motion upon the right knee, keeping the left foot fast, the butt end of the firelock, at the same moment, falling upon the ground; then cock, and instantly seize the cock and steel together in the right hand, holding the piece firm in the left, about the middle of that part which is between the lock and the swell of the stock; the point of the left thumb to be close to the swell, and pointing upwards. *Ready.*

As the body is sinking, the right knee is to be thrown so far back that the left leg may be right up and down; the right foot a little turned out; the body straight, and the head as much up as if shouldered; the firelock must be upright, and the butt about four inches to the right of the inside of the left foot.

Bring the firelock down firmly to the *present*, by sliding the left hand to the full extent of the arm, along the sling, without letting the motion tell;—the right hand at the same time springing up the butt by the cock so high against the right shoulder, that the head may not be too much lowered in taking aim: the right cheek to be close to the butt; the left eye shut, and the fore-finger of the right hand on the trigger; look along the barrel with the right eye from the breech-pin to the muzzle, and remain steady. *Present.*

Pull the trigger strong with the fore finger, and, when fired, remain looking on the aim while you can count *one—two*; then spring up nimbly on the left leg, *Fire.*

D

leg,

leg, keeping the body erect, and the left foot fast, bringing the right heel to the hollow of the left; at the same time drop the firelock to the priming position.—Half-cock and proceed with the priming and loading motions as before directed.

*Centre Rank.*

*Make ready.*

Spring the firelock briskly to the *recover*; as soon as the left hand seizes the firelock above the lock, raise the right elbow a little, placing the thumb of that hand upon the cock, with the fingers open by the plate of the lock; and then, as quick as possible, cock the piece, by dropping the elbow, and forcing down the cock with the thumb, step at the same time with the right foot a moderate pace to the right, and keeping the left fast, seize the small of the butt with the right hand: the piece must be held in this position perpendicular, and opposite the left side of the face; the butt close to the breast, but not pressed; the body straight, and full to the front, and the head erect.

*Present.*

As in the foregoing explanation for the front rank.

*Fire.*

As in explanation for front rank, with this difference, that as soon as fired, and after dwelling on the aim as there directed, the firelock is to be droppod briskly to the priming position; the left foot being at the same time drawn up to the right, and, immediately after the firelock is thrown up to the shoulder, the men spring to the left and cover their file leaders.

*Rear Rank.*

*Make ready.*

Recover and cock, as before directed for the centre rank, and, as the firelock is brought to the recover, step briskly to the right a full pace, at the same time placing the left heel about six inches before the point of the right foot. The body to be kept straight, and as square to the front as possible.

*Present.*

As in explanation for the centre rank.

As

As in explanation for the centre rank: after shouldering, the men step to the left and cover their file leaders as the centre rank does. *Fire.*

In firing with the front rank *standing*, that rank makes ready, &c. as specified in the article relative to the *platoon exercise*.

N. B. In giving words of command, as well in as out of the ranks, officers are to stand perfectly steady, and in their proper position; their swords held firmly in the full of the right hand, with the upper part of the blade resting against the shoulder, the right wrist against the hip, and the elbow drawn back. *Officers.*

In firing by grand divisions, the centre officer falls back, on the *preparative*, into the fourth rank, and is replaced by the covering serjeant.

---

#### FIRING BY PLATOONS.

The officers, instead of giving the words, *make ready, present, fire*, are to pronounce the words short; as, for instance, *ready, p'sent, fire*.

In firing by platoons or divisions, the officers commanding them are to step out *one pace* on the close of the preparative, and face to the left towards their men. They then stand perfectly steady till the last part of the General is beat as a signal to cease firing, when they instantly step back into the proper intervals.

When a division has fired, the men prime and load, and come to the *recover* as quick as they individually can without any flugel man, who is not to be made use of in any firing whatever.

It is expected that, from the insertion of the fourth command "Load," in the Platoon Exercise, the troops will become so habituated to the pause after pulling the triggers, which is requisite to insure pre-

cision, and the full effect of their fire, that they will invariably adopt it on all occasions, though in the field they are not to expect any word of command after firing, but each man, after making the pause, which he feels to be necessary for the effectual delivery of the contents of his piece, is to proceed to prime and load.

In all firing by platoons, divisions, or companies, the first words, "*ready, present, fire,*" are to be regular, and generally from centre to flanks of the battalion, each wing independent, though circumstances may occasion it to commence from any other part of the battalion that may be first formed; but, after the first round, every company is, by command of its officer, to present and fire as soon as loaded.

No flugel man is to step out after firing to give the time of loading and recovering; every man is to load and recover as quick as he can. This is to be observed in all firings by platoons or companies.

No flugel man is ever to remain advanced from a battalion, except to give the time of the General Salute, or during the performance of the Manual Exercise.

In all firing by platoons or divisions, after the *first round* the firelock is not to be shouldered, but briskly thrown up to the *recover*, which will render the word "*ready*" unnecessary, and reduce the words of command to the following, viz. "*p'sent, fire.*"

The positions of the several ranks to be as follow :

#### *Front Rank.*

The front rank man, being at the *recover* and cocked, brings his piece down to the *present*, stepping back six inches to the rear with the right foot. After having fired, the right foot is to be brought up to the left heel, preserving the quarter face to the right, and the priming and loading goes on as directed.

*Centre*

*Centre Rank.*

The center rank man being at the *recover* and cocked, on the word *psent*, regains his firing position by placing his left foot a moderate pace to the left, keeping the right foot fast; and having *fired*, the left foot is to be brought back to the priming position, preserving the half face to the right.

*Rear Rank.*

The rear rank man, being at the *recover* and cocked, on the word *psent*, gains his firing position, by stepping six inches to the front with the left foot.

When the rear rank man has fired, the left foot is to be brought back to the right foot, and the priming and loading goes on in that position, preserving the half face to the right.

---

**FILE FIRING.**

In file firing, the same rules are to be observed by the several ranks, without waiting for any word of command.

---

**CEASE FIRING.**

When the signal has been made to cease firing, the men are to recover arms, half-cock, for which they will receive the word of command, as well as to shoulder; when the centre and rear ranks are to spring to the left, and accurately cover their file leaders.

---

**PAUSE UPON THE PRESENT, AFTER  
HAVING FIRED.**

It is to be observed, that in all firing the soldier is to be instructed to pay due attention to that order

which enjoins the regulated pause upon the *present* after pulling the trigger.

---

When the recruits have acquired the management of their arms, and are perfect in the motions of the manual and platoon exercises, they will be instructed at closed ranks in firing

Direct to their front.

Obliquely to the right and left.

By files.

---

LIGHT



## LIGHT INFANTRY.

IN regiments of light infantry, or in detached corps acting as such, and formed in two ranks, it may occasionally be expedient to prime, load, and fire, with both ranks kneeling. His Majesty has been pleased to sanction the occasional use of this mode of firing in corps of the above description; and to command that the following Motions shall be adopted in the practice of it. The following Regulations are therefore to be strictly attended to; and all light infantry corps and companies are immediately to be instructed and occasionally exercised in conformity to them.

---

FIRING TWO RANKS KNEELING: PRIMING AND  
LOADING IN THAT POSITION.

Light  
Infantry.

Both ranks sink down smartly on their right knees, and throw back their right legs. In the front rank, the left side of the right knees is directly to the rear of the right side of the left foot; but the rear rank carries the right knee about four inches to the right. The left legs of both must be perfectly perpendicular. The front and rear ranks respectively bring their firelocks down to the priming position as hereafter explained, cock, and replace their right hands on the small of the butt.

*Ready.*

From the left arm being brought across the body, the left shoulders of both ranks are brought forward in a small degree; but the body must be kept as square to the front as possible, without producing constraint.

On the word *present* both ranks brings their firelocks to the present, each man slowly and independently levelling at the particular object which his eye has fixed upon; and as soon as he has covered his object, each man fires of his own accord, without

*Present.*



waiting for any word of command. The elbows must on no account be projected.

*Load.* Both ranks keep their firelocks at the *present* till the word "*Load*" is given, which the officer orders as soon as he sees they have all fired.

Then the men come to the priming position, which in this particular mode of firing is as follows:

The firelocks of the front rank are in line with the haunches: and those of the rear rank are placed about four inches above the haunches.

The elbows of both ranks must be as close to the body as possible.

The front rank men, after priming, bring round their firelocks to the left side, and throw the butts to the rear; so that the barrels may be close to the left thigh, and the muzzles three inches behind the left knees.

The left hand moves the firelock from the right side to the left, and the right hand is brought across the body to accomplish the loading. After loading, the firelock is raised, and advanced to the front by the left hand, and the position for making ready is resumed.

The rear rank men after priming turn the body to the right in a small degree, lean well to the rear, and throw the butts to the front, so that the firelocks may be in contact with the right thighs of the front rank men, and the muzzle in line with the hip bone.

They then resume their original position for making ready.

On the signal to cease firing, the ranks resume their standing position, and shoulder.

S. 31. *Marching to the Front and Rear.*

Fig. 2.	{	The squad, or division, is to be particularly well dressed; files correct; arms carried; the rear ranks covering exactly, and each individual to have his just attitude and position before the squad is ordered to move. The march will be made by the right or left flank, and a proper trained man will therefore
<i>Caution.</i>		conduct it. The word <i>Squad</i> , or <i>Division</i> , may be given as a caution; and at
<i>March.</i>		the word <i>March</i> , each man steps forward a full pace. The recruit must not turn his head to the hand to which he is dressing, as a turning of the shoulders would undoubtedly follow. His elbows must be kept steady, without constraint; if they are opened from his body, the next man must be pressed upon; if they are closed, there arises an improper distance which must be filled up; in either case waving on the march will take place, and must therefore be avoided.
<i>Halt, Front, March.</i>	{	Turning to the right or left, or about, in march, is not to be at first practised;
		but the squad is to <i>halt, front</i> by command, and then <i>march</i> .

On many occasions where a body, great or small, after a movement to the rear, or in file, is immediately to resume its proper front, instead of the words to halt, and face about, the word *Halt front*, as one command, will be given, when it is instantly to face to its proper front in line. Nor in general should there be any sensible pause between the halt front of any body; and it is after fronting, that the dressing, if necessary, is ordered to take place.

As

As the being able to march straight forward is of the utmost consequence, he who commands at the drill will take the greatest pains in making his squad do so;—for this purpose he will often go behind his squad, or division, place himself behind the flank file by which the squad is to move in marching, and take a point, or object, exactly in front of that file: he will then command *March*, and remaining in his place, he will direct the advance of the squad, by keeping the flank file always in a line with the object. It is also from behind, that one soonest perceives the leaning back of the soldier, and the bringing forward or falling back of a shoulder; faults which ought instantly to be rectified, as productive of the worst consequence in a line, where one man, by bringing forward a shoulder, may change the direction of the march, and oblige the wing of a battalion to run, in order to keep dressed.

In short, it is impossible to labour too much at making the soldier march straight forward, keeping always the same front as when he set off. This is effected by moving solely from the haunches, keeping the body steady, the shoulders square, and the head to the front; and will without difficulty be attained by a strict attention to the rules given for marching, and a careful observance of an equal length of step, and an equal cadence, or time of march.

Changing from *ordinary* to *quick time*, and from *quick* to *ordinary time*, must always be preceded by a previous, but instantaneous *halt*; although this may not appear essential for the movements of a squad, division, or battalion, it is absolutely so for those of a larger body, and is therefore required in small ones.

<p><i>Right Turn.</i></p> <p><i>Left Turn.</i></p>	}	<p><i>Turning</i> on the march, in order to continue it, though inaccurate and improper for a large body, is necessary when companies, or their divisions, are moving in file, and that without halting it is eligible to make them move on in front; or when moving in front, it is proper without halting to make them move on in file.</p>
--	---	---

As helps for fixing the true time, or cadence of the march, the plummet must be frequently resorted to; the words *left, right*, may, when necessary, be repeated, slowly for ordinary time, and quicker for quick time.—Strong taps of the drum, if in just time, and regulated by the plummet, are also directed to be given immediately before the word *March*, thereby to imprint the required measure on the mind of the recruit; but they are on no account, or in any situation, to be given during the march.

---

S. 32. *Open, and Close Order, on the March.*

<p>Rear Ranks take Open Order.</p>	{	<p>The squad, when moving to the front in ordinary time, receives the word <i>Rear Ranks take Open Order</i>; on which the front rank continues its march, without altering the pace, and the center and rear ranks mark the time, viz. the center once, and steps off at the second step; the rear stepping off on the third pace.</p>
<p>Rear Ranks take Close Order.</p>	{	<p>On the word <i>Rear Ranks take Close Order</i>, the center and rear ranks step nimbly up to close order, and instantly resume the pace, at which the front rank has continued to march.</p>

---

S. 33. *March in File to a Flank.*

The accuracy of the march in file is so essential in all deployments into line, and in the internal movements of the divisions of the battalion, that the soldier cannot be too much exercised to it. The whole battalion, as well as its divisions, is required to make this flank movement without the least opening out, or length.

lengthening of the file, and in perfect cadence, and equality of step.

*To the—face* { After *facing*, and at the word *March*,  
*March.* | the whole squad steps off at the same instant, each replacing, or rather overstepping the foot of the man before him : that is, the right foot of the second man comes within the left foot of the first, and thus of every one, more or less over-lapping, according to the closeness, or openness of the files, and the length of step.—The front rank will march straight along the given line, each soldier of that rank must look along the necks of those before him, and never to right or left : otherwise a waving of the march will take place, and of course the loss, and extension of the line, and distance, whenever the body returns to its proper front.—The center and rear ranks must look to, and regulate themselves by their leaders of the front rank, and always dress in their file.—Although file marching is in general made in quick time, yet it must also be practised, and made in ordinary time. The same position of feet, as above, takes place in all marching in front, where the ranks are close, and locked up.

With a little attention and practice this mode of marching, which appears so difficult, will be found by every soldier to be easier than the common method of marching by files, when on every halt the rear must run up to gain the ground it has unnecessarily lost.

---

*S. 34. Wheeling in File.*

The squad, when marching in file, must be accustomed to wheel its head to either flank; each file following successively, without losing, or encreasing distance.—On this occasion, each file makes its separate wheel on a pivot moveable in a very small degree, but without altering its time of march, or the eyes of the rear ranks being turned from their front rank.—The front rank men, whether they are pivot men, or not, must keep up to their distance, and the wheeling men must take a very extended step, and lose no time in moving on.

The use of music or drums to regulate the march is absolutely forbid, as incompatible with the just and combined movements of any considerable body, and giving a false aid to the very smallest. They never persevere in the ordered time or any other, are constantly changing measure, create noise, derange the equality of step, and counteract the very end they are supposed to promote. The ordered and cadenced march can be acquired and preserved from the eye and habit alone: and troops must, by great practice, be so steadied as to be able to maintain it, even though drums, music, or other circumstances should be offering a different marked time. On occasions of parade and show, and when troops are halted, they are properly used, and when circumstances do not forbid it, may be sometimes permitted as inspiriting in column of march, where unity of step is not so critically required. But in all movements of manœuvres whatever, and as at any time directing the cadence of the step, or in the instruction of the recruit, officer, or battalion, they must not be heard.

The head of a company or battalion marching in file, must change direction in the same manner on the moveable pivot, by gradually gaining the new from the old direction, and thereby avoiding the sudden stop that otherwise would take place.



S. 35. *Oblique Marching in Front.*

*Right*  
*Oblique.*

{ When the squad is marching in front, and receives the word *To the Right, Oblique*; each man, the first time he raises the right foot, will, instead of throwing it straight forward, carry it in the diagonal direction, as has been already explained in Sect. 8. taking care not to alter the position of his body, shoulders, or head.—The greatest attention is to be paid to the shoulders of every man in the squad, that they remain parallel to the line on which they first were placed, and that the right shoulders do not fall to the rear, which they are very apt to do in obliquing to the right, and which immediately changes the direction of the front.—On

*Forward.*

{ the word *Forward*, the incline ceases, and the whole march forward.—In obliquing to the left, the same rules are to be observed, with the difference of the left leg going to the left, and attention to keep up the left shoulder.

The same instructions that are given for ordinary time, serve also for quick time: but this movement, though it may be made by a squad, or division, cannot be required from a larger body in quick time.

Obliquing to the right, is to be practised sometimes with the eyes to the left; and obliquing to the left, with the eyes to the right; as being absolutely necessary on many occasions; for if one of the battalions of a line in advancing be ordered to oblique to the right, or to the left, the eyes must still continue turned towards its center.

---



S. 36. *Oblique Marching in File.*

In obliquing to the right, or left, by files, the center and rear rank men will continue looking to their leaders of the front rank. Each file is to consider itself as an entire rank, and is to preserve the same front, and position of the shoulders, during the oblique, as before it began. This being a very useful movement, the recruits are often to be practised in it.

---

S. 37. *Wheeling forward from the Halt.*

<i>Right Wheel.</i>	{	The directions already given for the wheeling of a single rank (vide Sect. 19,) are to be strictly attended to in this wheel of the squad. On the word
<i>March.</i>		<i>Right (or left) Wheel</i> , the rear ranks, if at once pace distance, lock up. At the word <i>March</i> , the whole step together in the quickest time, and the rear ranks during the wheel, incline so as to cover their proper front rank men.—
<i>Halt.</i>		At the word <i>Halt</i> , the whole remain perfectly steady.

---

S. 38. *Wheeling backward.*

The squad must be practised in wheeling backward in the quickest time. In this wheel, the rear ranks may preserve their distance of one pace from each other.—Great attention should be paid, to prevent the recruits from fixing their eyes on the ground.—(Vide Sect. 21.)

---

S. 39. *Wheeling from the March, on a halted, and moveable Pivot.*

The directions for wheeling on a *halted*, and on a *moveable* pivot, have already been given, in Sects. 20, and 22. The squad should now be practised in both, until the recruits are thoroughly confirmed in those movements.

S. 40. *Stepping out,—Stepping short,—Marking the Time,—Changing the Feet,—The Side Step,—Stepping back.*

{ The squad must likewise be practised  
 { in *stepping out, stepping short, marking  
 { the time, changing the feet, the side step,  
 { and stepping back*, the instructions for  
 { which have been fully detailed in the  
 { foregoing sections.

It cannot be too strongly inculcated, or too often recollected, that upon the correct *equality of march* established and practised by all the troops of the same army, every just movement and manœuvre depends. When this is not attended to, disunion and confusion must necessarily take place, on the junction of several battalions in corps, although, when taken individually, each may be in most respects well trained:—It is in the original instruction of the recruit, and squad, that this great point is to be laboured at, and attained. The *time* and *length* of step, on all occasions, are prescribed. The *TIME* is infallibly ascertained, by the frequent corrections of the *plummet*, which, when so applied, will soon give to each man that habitual measure so much desired; and therefore every driller must have it constantly in his hand; and, as it has been already observed, before any squad, or larger  
 body

body is put in march, 5 or 6 strong taps of the drum should often be given in exact time, as regulated by the plummet; which will imprint the true measure on each ear, and prepare for taking an accurate step at the word *March*. The length of step is only to be acquired by repeated trial, and therefore before the recruit, or squad, is put in motion, each instructor should ascertain the space on which he is to drill his men; he will therefore (supposing that he himself is accurate in his paces, and there is ground for that purpose) mark out an oblong square of 40 paces by 20, or 30, the corners of which he will ascertain by halberts, stones, or in any other visible manner; along the sides of this figure he will march the pivot flank of the squad, making correct wheels and halts at the angles. The time of march being so exactly ascertained, he will then see that the sides of the oblong are gone over at the known number of steps; and if there be any inaccuracy, he will lengthen or shorten the step, till the squad marches with the utmost precision; every man preserving his just position, and all the other indispensable attentions in marching being strictly observed. Where there is a sufficiency of *ground*, the squads will occasionally march over greater spaces, but the distances should in the same manner be exactly ascertained, so that there may be no doubt as to the true length of the step. In proportion to the strength of squads or drills, one or more formed soldiers should accompany each, to march on the flank, give distances, and, in other points, to regulate the motions of the drill.

---

D. D.

End of PART FIRST.

E .

PART

## PART II.

### OF THE PLATOON OR COMPANY.

#### S. 41. *Formation of the Platoon.*

THE recruit being thoroughly grounded in all the preceding parts of the drill, is now to be instructed in the movements of the platoon, as a more immediate preparation for his joining the battalion: for this purpose from 10 to 20 files are to be assembled, formed, and told off in the following manner, as a company in the battalion:

The platoon FALLS IN, in three ranks at close order, with shouldered firelocks; the files lightly touching, but without crouding; each man will then occupy a space of about 22 inches.—The commander of the platoon takes post on the right of the front rank, covered by a serjeant in the rear rank.—Two other serjeants will form a fourth or supernumerary rank, three paces from the rear rank.

The platoon will be told off into sub-divisions, and if of sufficient strength, into four sections; but as a section should never be less than five files, it will often happen that for the purposes of march, three sections only can be formed.

The four best-trained soldiers are to be placed in the front rank, on the right and left of each sub-division.

When

When thus formed, the platoon will be practised in

Opening and Closing of } Ranks. (Sec. 26 and 27.)

Dressing { to the front, } by the right  
 { to the rear, } and left;  
 { in an oblique direction, }

and be exercised in the several motions of the fire-lock, as have been shewn in the preceding part.

*Close order* is the chief and primary order in which the battalion, and its parts, at all times assemble and form.—*Open Order* is only regarded as an exception from it, and occasionally used in situations of parade and shew.—In close order the rear ranks are closed up to within one pace; the length of which is to be taken from the heels of one rank to the heels of the next rank.—In open order they are two paces distant from each other.

In order to distinguish the words of command given by the instructor of the drill (who represents the commander of the battalion) from those given by the commander of the platoon, or its divisions, the commands of the former are in CAPITAL Letters, those of the latter in *Italic*.

**S. 42. *Marching to the Front.***

Fig. 2.

In the drill of the platoon, the person instructing must always consider it as a company in battalion, and regulate all its movements upon that principle; he will therefore before he puts it in motion to front, or rear, indicate which flank is to direct, by giving

E 2

## MARCH.

giving the words **EYES RIGHT**, or **EYES LEFT**; and then **MARCH**.—Should the right be the directing flank, the commander of the platoon himself will fix on objects to march upon in a line truly perpendicular to the front of the platoon; and when the left flank is ordered to direct, he and his covering serjeant will shift to the left of the front rank, and take such objects to march upon.—To **MARCH** on one object only, and to preserve a straight line, is an operation not to be depended on; the conductor of the platoon, before the word **MARCH** is given, will therefore endeavour to remark some distant object on the ground, in his own front, and perpendicular to the directing flank; he will then observe some nearer and intermediate point in the same line, such as a stone, tuft of grass, &c. these he will move upon with accuracy; and as he approaches the nearest of those points, he must from time to time chuse fresh ones in the original direction, which he will by this means preserve, never having fewer than two such points to move upon. If no object in the true line can be ascertained, his own squareness of person must determine the direction of the march.

A person placed in the rear of a body, can, more readily than if placed in its front, determine the line, which is perpendicular to such front; and could we suppose ranks and files most perfectly correct, the prolongation of each file would be a perpendicular to the front of the body.

As



As the MARCH of every body, except in the case of inclining, is made on lines perpendicular to its then front, each individual composing that body must in his person be placed, and remain perfectly square to the given line; otherwise he will naturally and insensibly move in a direction perpendicular to his own person, and thereby open out, or close in, according to the manner in which he is turned from the true point of his march.—If the distortion of a single man operates in this manner, and all turnings of the head do so distort him, it may be easily imagined what that of several will occasion, each of whom is marching on a different front, and whose lines of direction are crossing each other.

Accuracy and squareness of position, the equality of cadence and step, the light touch of the files, which is never to be relinquished, just distances, and true lines of movement, will give, without apparent constraint, the head being turned, or the least trouble taken in dressing, the most decisive exactness in the marches and operations of the largest bodies.

The platoon during its march in line, will occasionally be ordered to

<i>Step out</i>	- - -	vide Sect.	- - -	10.
<i>Mark Time</i>	- - -	- - -	- - -	11.
<i>Step Short</i>	- - -	- - -	- - -	12.
<i>Open and Close ranks</i>	- - -	- - -	- - -	32.
<i>Oblique</i>	- - -	- - -	- - -	35.

---

S. 43. *The Side Step.*

The *side*, or *closing step*, must also be frequently practised; it is very necessary and useful on many occasions, when halted, and when a very small distance is to be moved to either flank:—As for instance, to open, or close files; to join one division to, or open it from, another; to regain an interval



in line; to move a whole battalion, or parade 20 or 30 paces to a flank; to regulate distances between close columns before deploying: alterations made in this manner are imperceptible from the front, and better made than by facing, and file marching: the words of command must be decided and strong.

<p>TO THE RIGHT CLOSE.</p>	}	<p>When the whole platoon is to close, at the word TO THE RIGHT CLOSE, the platoon officer takes one step to the front, and instantly faces about, the covering serjeant replacing him: On the word MARCH, the whole move together agreeably to the directions (in Sect. 14.) On the word HALT, the platoon officer resumes his place, having stepped in the same manner as the men, but fronting them, and thereby assisted in preserving the direction.</p>
<p>MARCH.</p>		
<p>HALT.</p>		

---

#### S. 44. *The Back Step.*

<p>STEP BACK —MARCH.</p>	}	<p>The platoon must be accustomed from the halt, at the words STEP BACK —MARCH, to step back any ordered number of paces in the ordinary time and length, as it is an operation that may be frequently required from a battalion.</p>

---

#### S. 45. *File Marching.*

In marching by files, the commander of the platoon will lead the front rank; therefore when the movement is by the left, on the word TO  
THE

<p>LEFT FACE.</p> <p>QUICK MARCH.</p> <p><i>Halt, front.</i></p>	}	<p>THE LEFT FACE, he, and his covering serjeant, will instantly shift to the left flank of the platoon; at the word QUICK MARCH, the whole step off together (vide Sect. 18.) and on the word <i>Halt, front</i>, the leader, and his serjeant, will return to their posts on the right.</p>
--	---	--

---

S. 46. *Wheeling from a Halt.*

<p>RIGHT WHEEL, MARCH.</p>	}	<p>In wheeling either forward or backward from a halt, the commander of the platoon, on the word RIGHT or LEFT WHEEL, moves out, and places himself one pace in front of the center of his platoon: during the wheel, he turns towards his men, and inclines towards that flank which has been named as the direction, or pivot one, giving the word <i>Halt, Dress</i>, when his wheeling man has just completed the required degree of wheel: he then squares his platoon, but without moving what was the standing flank, and takes his post on the directing flank.</p>
----------------------------	---	---

---

S. 47. *Wheeling forward by Sub-divisions from Line.*

<p>CAUTION.</p>	{	<p>On the caution BY SUB-DIVISIONS TO THE RIGHT WHEEL, the commander of the platoon places himself one pace in front of the center of the right sub-</p>
-----------------	---	--

sub-division, at the same time the men on the right of the front rank of each sub-division face to the right.

MARCH.

Fig. 3. A.

*Halt, Dress.*

At the word MARCH, each sub-division steps off in wheeling time, observing the directions given in Sect. 19. and 37. The commander of the platoon turning towards the men of the leading sub-division, and inclining to its left (the proper pivot flank) gives the word *Halt, Dress*, for both sub-divisions, as his wheeling man is taking the last step that finishes the wheel square: and instantly posts himself on the left, the pivot flank.—The serjeant coverer, during the wheel, goes round by the rear, and takes post on the pivot flank of the second sub-division.—It is to be observed, that the commander of the platoon invariably takes post with the leading sub-division: therefore, when the platoon wheels by sub-divisions to the left, the commander of the platoon moves out to the center of the left sub-division, and during the wheel inclines towards the right, now become the proper pivot flank of the sub-divisions.

The *proper* pivot flank in column is that which, when wheeled up to, preserves the divisions of the line in the natural order, and to their proper front: the other may be called the *reverse* flank.

In column, divisions cover and dress to the proper pivot flank: to the left, when the right is in front; and to the right, when the left is in front.

*S. 48. Wheeling backward by Sub-divisions  
from Line.*

**CAUTION.** { The platoon will also break into open column of sub-divisions by wheeling backwards.—When the right is intended to be in front; at the caution **BY SUB-DIVISIONS ON THE LEFT, BACKWARD WHEEL**, the commander of the platoon moves out briskly and places himself in front of the center of the right sub-division.—The man on the left of the front rank of each sub-division at the same time faces to the right.

**MARCH.** { On the word **MARCH**, each sub-division wheels backward in quickest time, as directed in Sect. 21. and Sect. 38. During the wheel, the commander of the platoon turns towards his men, inclining at the same time to the left, or pivot flank, and on completing the wheel, gives the word **Halt, Dress**, to both divisions; he, and his covering serjeant, then place themselves on the left flanks of their sub-divisions.

**Fig. 4. A.**

**Halt, Dress.**

It may be considered as a rule almost general (the reasons for which are given in the following part) that all wheels of the battalion, or line (when halted, and when the divisions do not exceed 16, or 18 files) into column, should be backward.—And all wheels from column into line, forward.—The only necessary exceptions seem to be in narrow ground, where there is not room for such wheels.

S. 49. *Marching on an Alignement, in Open Column of Sub-divisions.*

Fig. 4. A.

The platoon having wheeled backwards by sub-divisions from line, (as directed in the foregoing Section) and a distant marked object in the prolongation of the two pivot flanks being taken, the commander of the platoon, who is now on the pivot flank of the leading sub-division, immediately fixes on his intermediate points to march on (vide Sect. 42.) On the word MARCH, given by the instructor of the drill, both divisions step off at the same instant; the leader of the first division marching with the utmost steadiness and equality of pace on the points he has taken; and the commander of the second division preserving the leader of the first in an exact line with the distant object; at the same time he keeps the distance necessary for forming from the preceding division; which distance is to be taken from the front rank.--These objects are in themselves sufficient to occupy the whole attention of the leaders of the two divisions; therefore they must not look to, nor endeavour to correct the march of their divisions, which care must be entirely left to the non-commissioned officers of the supernumerary rank.

S. 50.

S. 50. *Wheeling into Line from Open Column of Sub-divisions.*

**HALT.** The platoon being in open column of sub-divisions, marching at the ordinary step on the alignment, receives the word **HALT**, from the instructor of the drill; both divisions instantly halt, and the instructor sees that the leaders of the divisions are correct on the line in which they have moved: he then gives the word (supposing the right of the platoon to be in front) by sub-divisions **TO THE LEFTWHEEL INTO LINE**; on which the commander of the platoon goes to the center of his sub-division, the two pivot men face to their left exactly square with the alignment, and a serjeant runs out and places himself in a line with them, so as to mark the precise point at which the right flank of the leading sub-division is to halt, when it shall have completed its wheel.—At the word **MARCH**, the whole wheel up in quickest time; during the wheel, the commander of the platoon, turning towards his men, inclines to the wheeling flank, and gives the word *Halt, Dress*, at the moment the wheel of the division is completing: the commander of the platoon, if necessary, corrects the internal dressing of the platoon on the serjeant and pivot men; this dressing must be quickly made, and when done, the commander of the platoon gives the word *Eyes front*, in a moderate tone of voice, and takes post in line, as directed in Sect. 41.

In



In all wheels of the divisions of a column that are to be made on a halted pivot in order to form line, the flank firelock of the front rank on the hand wheeled to, is such pivot, not the officer who may be on that flank, and whose business is to conform to it.

All wheelings, by sub-divisions, or sections, from line into column, or from column into line, are performed on the word given by the commander of a battalion, when the whole of a battalion is at the same instant so to wheel; or on the word given by the commander of the company, when companies singly, or successively, so wheel: they are not to be repeated by the leaders of its divisions.

=====

*S. 51. In Open Column of Sub-divisions  
wheeling into an Alignement.*

<p><i>Halt, Wheel.</i></p>	<p>The platoon being in open column of sub-divisions, marching in ordinary time; when its leading division arrives at the ground, where the wheel is to commence, it receives the word</p>
<p><i>Halt, Dress.</i></p>	<p><i>Halt, right, or left wheel,</i> from its commander; on which the rear ranks, if at one pace distance, lock up; the flank front rank man alone halts, and faces into the new direction, while the others quicken their pace to the wheeling time, and regulate their step by the outward hand (to which they have turned their eyes), until the wheel is completed.—</p> <p>He then gives the word <i>Halt, Dress,</i> for his division to dress to the hand it is to move by; and whenever the second division, which has continued to advance in ordinary time, arrives close on the wheeling point, he gives</p> <p style="text-align: right;">his</p>

<p><i>March.</i></p> <p><i>Halt, Wheel,</i></p> <p><i>Halt, Dress,</i></p> <p><i>March.</i></p>	<p>his division the word <i>March</i>, and moves on in ordinary time, so as its rear rank does not occasion even a momentary stop to the division behind it, which at that instant receives the word <i>Wheel</i>, then <i>Halt, Dress</i>, and finally <i>March</i>, whenever the leading division has gained its proper distance from it.</p>
---	---

The officer conducting the leading (and every other) division of the column in march, on any given point or object where it is to wheel into a new direction, and to its proper pivot hand on a halted pivot; always stops at that point or object, close on his own outward hand, and gives the word WHEEL, when the front rank of his division has taken ONE pace beyond such object; he thus allows space for his own person (when the wheel is finished) to move on close behind the new direction of march.

But if the proper pivot flank is to be the wheeling one, each commander of a division gives his word *Wheel*, as he successively arrives at such a distance from the point on which he has moved, as that at the completion of the wheel, his division may *halt* perpendicular to the new line, but with the given point, of course, behind the proper pivot; and that he also in his own person be on the new direction, prepared to give his word *March*, and to proceed.

The sub-divisions must take care that they continue their march correctly upon, and wheel exactly at the point where the leading one wheeled, and that they do not shift to either flank, which, without much attention, they are apt to do.

In this manner the sub-divisions succeed each other; and if the words of command be justly given; no stop made on arriving at the wheeling point; the wheels performed at an increased time and step; and the proper halt, dressing and pause, be

be made after the wheel; no extension of the column will take place, but the just distances between the divisions will be preserved.

The officer conducting the directing flank of a division may, during the wheel, be advanced one or two paces before it, and remain so, facing to the flank, that he may the more critically be enabled to give his word *Halt*; at which instant he will again place himself on the flank ready to judge his distance, and to give the word *March*.

*S. 52. In Open Column of Sub-divisions wheeling into a new Direction on a moveable Pivot.*

*Right  
Shoulders  
forward.*

*Forward.*

The commander of the leading sub-division, when at a due distance from the intended new direction, will give the word *Right* (or *left*) *Shoulders forward* (vide Sect. 22.) and he himself, carefully preserving the rate of march, without the least alteration of step or time, will begin to circle in his own person from the old into the new direction, so as not to make an abrupt wheel, or that either flank shall be stationary; the rest of his division, on the principle of dressing, will conform to the direction he is giving them: when this is effected, he will give the word *Forward*—The leader of the second sub-division, when he arrives at the ground on which the first began to wheel, will in this manner follow the exact track of the first, always preserving his proper distance from him.

Thus, without the constraint of formal wheels, a column, when not confined on its flanks, may be conducted in all kinds of winding and changeable directions:

directions: for if the changes be made gradual and circling, and that the pivot leaders of divisions pursue their proper path at the same uniform equal pace, the true distances of divisions will be preserved, which is the great regulating object on this occasion, and to which every other consideration must give way.

To whichever hand the wheel is made on a moveable pivot, it is made within, and cuts off the angle formed by the intersection of the old and new directions.

In wheeling in column of march on a fixed pivot, the outward file, whether officer or man, is the one wheeled on.

S. 53. *Countermarch by Files.*

The platoon, when it is to countermarch, must always be considered as a division of a battalion in column; the instructor of the drill will, therefore, previous to his giving the caution to countermarch, signify whether the right or left is supposed to be in front, that the commander of the platoon and his covering serjeant, may be placed on the pivot flank before such caution is given; as it is an invariable rule on the countermarch of the divisions of a column by files, that the facings be made from the flank, then the pivot one, to the one which is to become such.

FACE.	{	On the word TO THE RIGHT or left
QUICK MARCH.		FACE, the platoon faces, the commander of it immediately goes to the other flank, and his covering serjeant advancing to the spot which he has quitted, faces to the right about.—At the word QUICK MARCH, the whole, except the serjeant coverer, step off together, the platoon officer wheeling short round the rear rank (viz. to his right, if he has shifted to the right
		of

*Halt, Front,  
Dress.*

of the platoon; or to his left, if he be on the left of it); and proceeds, followed by the platoon in file, till he has conducted his pivot front rank man close to his serjeant, who has remained immovable: he then gives the words *Halt, Front, and Dress,* squares, and closes his platoon on his serjeant, and then replaces him.

All countermarches by files necessarily tend to an extension of the files; unity of step is therefore absolutely indispensable, and the greatest care must be taken that the wheel of each file be made close, quick, and at an increased length of step of the wheeling man, so as not to retard or lengthen out the march of the whole.

Companies or their divisions, when brought up in file to a new line, are not to stand in that position, till the men cover each other minutely: but the instant the leading man is at his point, they will receive the word *Halt, front,* and in that situation close in, and dress correctly.

#### S. 54. *Wheeling on the Center of the Platoon.*

The platoon must be accustomed to wheel upon its center, half backward, half forward, and to be pliable into every shape which circumstances can require of it; but always in order, and by a decided command.

The Words of Command are,

PLATOON,	}	RIGHT	}	WHEEL.
ON YOUR CENTER		LEFT		
TO THE		RIGHT ABOUT		
		LEFT ABOUT		

When the wheel to be made is to the right or right about, the right half platoon is the one to wheel backward,

MARCH. } ward, and the left forward.—The reverse will take place when the wheel is to be made to the left, or to the left about.—On the word MARCH, the whole move together in the quickest time, regulating by the two flank men, who, during the wheel, preserve themselves in a line with the centre of the platoon: as the required degree of wheel is performed, the commander of the platoon gives the word *Halt, Dress*, and instantly squares it from that flank, on which he himself is to take post.

*Halt, Dress.*

*S. 55. Oblique Marching.*

The instructor of the drill will have the oblique march frequently practised, in platoon, in sub-divisions, and in file, (vide Sect. 35, 36.) He will see when in divisions, that the rear ranks lock well up, and cover exactly.—When in file, that the exact distances are preserved between the files: and in both cases, that the platoon, during its march, continues parallel to the position from which it commenced obliquing.

*S. 56. Increasing and diminishing the Front of an Open Column halted.*

Fig. 5. B. *Increasing.*

FORM } The platoon standing in open column of sub-divisions, (suppose the right in front) receives from the instructor of the drill a caution to  
 PLATOON. | Form Platoon.—The commander of  
 F the



*Rear S. di-*  
*vision, left*  
*Oblique.*  
*Q. March.*  
*Forward.*

the platoon turning round instantly orders, *Rear Sub-division, left Oblique.*—*Q. March.* When it has obliqued so as to open its right flank, he gives the word *Forward*; and on its arriving in a line with the first division, he orders, *Halt, Dress*, and takes post on the left, the pivot flank of the platoon.

Fig. 5. A.

*Diminishing.*

**FORM SUB-**  
**DIVISIONS.**

*Left Sub-di-*  
*vision, in-*  
*wards face.*

*Q. March.*  
*Halt, Front,*  
*Left, Dress.*

On the cautionary command from the instructor of the drill to **FORM SUB-DIVISIONS**, the serjeant coverer falls back to mark the point where the left flank of the sub-division is to be placed.—The commander of the platoon advancing one step, orders *Left Sub-division, inwards face*, and instantly on facing, the three leading files disengage to the rear.

At the word, *Q. March*, the file passes round, and behind the serjeant, and at the proper instant receives the words, *Halt, Front—Left, Dress.*—The commander of the platoon is now on the left flank of the first sub-division, and his serjeant on that of the second.

It is to be observed as a general rule in diminishing the front of a column, by the doubling of sub-divisions or sections (whether the column be halted or in motion) that the sub-division or section, on the *reverse* flank, is the one behind which the other sub-divisions or sections double.—Thus, when the right is in front, the doubling will be in the rear of the right division; and vice versâ, when the left is in front; by which means the column is at all times in a situation to form line to the flank, with its divisions

visions in their natural order, by simply wheeling up on the pivot flanks.—And in increasing the front of a column, the rear sub-divisions, or sections, oblique to the hand the pivot flank is on; so that when the right is in front, the oblique will be to the left; and the reverse when the left is in front.

*S. 57. Increasing and diminishing the Front of an Open Column, on the March.*

Fig. 6. B. *Increasing.*

<p>FORM PLATOON.</p> <p><i>Left Oblique, Quick March</i></p> <p><i>Forward.</i></p> <p><i>Ordinary.</i></p>	}	<p>The platoon marching at the ordinary time in open column of sub-divisions (suppose the right in front), receives from the instructor of the drill the cautionary command, <b>FORM PLATOON</b>; the commander of the platoon instantly turning round gives the words <i>Left oblique—Quick March</i>; on which the rear sub-division obliquates to the left, and as soon as its right flank is open, receives the word, <i>Forward</i>.—When it gets up to the first sub-division (which has continued to march, with the utmost steadiness, at the ordinary pace), the commander of the platoon gives the word <i>Ordinary</i>, and takes post on the pivot flank, towards which he has been moving.</p>
---	---	---

Fig. 6. A. *Diminishing.*

<p>FORM SUB-DIVISIONS.</p> <p><i>Left Sub-division, Mark time.</i></p>	}	<p>When the instructor of the drill gives the caution to <b>FORM SUB-DIVISIONS</b>, the commander of the platoon advancing one step, immediately orders, <i>Left sub-division, Mark time</i>; this it does, until the right one, which continues its march steadily at the ordinary pace,</p>
--	---	---

<p><i>Quick Oblique.</i></p> <p><i>Forward.</i></p>	}	<p>has cleared its flank ; he then orders the left sub-division, <i>Quick Oblique</i>, and when he perceives that it has doubled properly behind the right one, he gives the word, <i>Forward</i>, on which it takes up the ordinary march, and follows at its due distance of wheeling, he himself being then placed on the pivot flank of the sub-division, and his serjeant on that of the second.</p>
---	---	---

The same directions that apply to increasing or diminishing by sub-divisions, apply equally by sections, which individually repeat the same operations.

Increasing and reducing the front of a column, is an operation that will frequently occur in the march of large bodies ; and it is of the utmost importance that it be performed with exactness. The instructor of the drill must therefore be particularly attentive, that the transition from one situation to the other be made as quick as possible ; that the leading division continues its march at the regular time and length of pace, and the exact distances between the divisions be accurately preserved.—During the operation, the ranks must be closed, arms carried, and the greatest attention required from each individual.

---

*S. 58. The Platoon in Open Column of Sub-divisions to pass a short Defilé, by breaking off Files.*

<p>Fig. 7. C.</p> <p><b>BREAK OFF 3 FILES.</b></p>	}	<p>The platoon is supposed in open column of sub-divisions with the right in front, marching in ordinary time ; when the leading division is arrived within a few paces of the defilé, it receives from the instructor of the drill an order to break off a certain number of</p>
--	---	---

*Three files,  
right turn.*

of files, (suppose three).—The commander of the leading division instantly gives the words, *Three files on the left, right turn*; the named files immediately turn to the right, and wheel out in rear of the three adjoining files.—The commander of the sub-division himself closes into the flank of the part formed.—When the second sub-division comes to the spot where the first division contracted its front, it will receive the same words of command from its own leader, and will proceed in like manner.

*Two files,  
right turn.*

Should it be required to diminish the front of the column one or two files more, the commander of the leading division will, as before, order the desired number of files to *turn*; on which those already in the rear will incline to the right, so as to cover the files now ordered to break off, and which are wheeling out in the manner already prescribed.

In this movement, the files in the rear of the sub-divisions must lock well up, so as not to impede the march of the succeeding division.

*Three files to  
the front.*

As the defilé widens (or the instructor of the drill shall direct) the commander of the leading sub-division will order files to move up to the front, by giving the word, *One, two, or three files to the front*; on which the named files turn to their front (the left), and lengthening their pace, march up, file by file, to the front of their sub-division, and immediately resume the ordinary pace.—Those files which are to continue in the rear will oblique to the left, lengthenin

also their step, till they cover, and are closed up to the three files on the left flank of their sub-division.

---

*S. 59. Marching in Quick Time.*

The platoon must frequently be practised to march in quick time, particularly in file, until the men have acquired the utmost precision in this movement, which is so essential in all deployments from close column.—The platoon will also occasionally be marched in front at the same step, as it may be frequently required from small bodies.

---

*S. 60. Forming to the Front from File.*

HALT,  
FRONT.  
CAUTION.

MARCH.

The platoon when marching in file may form to its front, either in sections, sub-divisions, or in platoon.—The right flank being supposed to lead, on the word, HALT, FRONT, the platoon instantly halts, and faces to its left: the CAUTION is then given, BY SECTIONS, SUB-DIVISIONS, OR PLATOON, ON THE LEFT BACKWARD WHEEL, and at the word MARCH, the wheel ordered is made in the manner directed in Sect. 48.

But in situations where it may have been necessary to order an extension of files (such as will sometimes occur in marching through the streets of a town) a body thus moving, in order to avoid incorrect distances, between the divisions, may form to the front in the

**FRONT FORM PLATOON.** } the following manner, either by platoon, sub-divisions, or sections.—On the word, **TO THE FRONT FORM PLATOON**, the front rank man of the leading file alone halts, and is instantly covered by his center and rear rank men: every other file of the platoon makes a half face to the left, and successively moving up, dresses on the right file; when the commander of the platoon sees it is properly dressed, he gives the word *Eyes Left*, and places himself on the pivot flank.

*Eyes Left.*

**FRONT FORM SUB-DIVISIONS.** } Should the order have been, **TO THE FRONT FORM SUB-DIVISIONS (FORM SECTIONS)**, the leading sub-division, or section, will proceed in the manner already detailed for the platoon; the succeeding sub-divisions, or sections, will each continue moving on, until its front file arrives at the proper forming distance from the division in its front, when it will receive from its commander the word, *To the front form*, and will instantly form up by files in the manner already described.

*Front form.*

**S. 61. Forming from File to either Flank.**

The platoon marching in file (suppose from the right) has only to halt and front, to be formed to the left flank.

*Right form.* } To form to the right it will receive the word, *To the right Form*; the front rank man of the leading file instantly turns to his right, and halts; his center and rear rank men at the same time move round and cover him. All the

F 4 other



} other files of the platoon make a half turn to their left, and move round successively, in a line with the right hand file; the center and rear rank men of each file keeping closed well up to their file leaders.

**S. 62.** *To form to either Flank, from Open Column of Sub-divisions.*

<p>HALT LEFTWHEEL INTO LINE. MARCH.</p>	}	<p>The platoon marching in the ordinary time in open column of sub divisions, to form to its left, receives the words, HALT, LEFT WHEEL INTO LINE —MARCH, &amp;c. and proceeds as has already been shewn in Section 50.</p>
<p>RIGHTFORM PLATOON.</p>	}	<p>To form the platoon to its right flank, the instructor of the drill gives the cautionary word of command, TO THE RIGHT FORM THE PLATOON; on which the commanders of the several divisions, shift to the right flank, and the commander of the leading sub-division instantly gives the word to his division, <i>Halt, right wheel</i>; and when it has wheeled square, he orders <i>Halt, right dress</i>; goes to the right flank of his division, and dresses it on the intended line of formation.—The commander of the other sub-division, on the leading one being ordered to wheel, gives the word, <i>To the left oblique</i>, and gradually inclines, so as to be able to march clear of the rear rank of the division forming; this being well effected, the word <i>Forward</i>, will be given to the division, and it will move on in the</p>
<p><i>Halt, right wheel.</i> <i>Halt, right dress.</i></p>		
<p><i>Left oblique.</i></p>		
<p><i>Forward.</i></p>	}	

*Halt, right wheel.*  
*Halt, dress up.*

the rear of the one formed.—When the second sub-division is arrived at the left flank of the first, its commander gives the word, *Right wheel*, then *Halt, dress up*; on which the division moves up into the line with the one formed; and its commander, from the left of his first division, dresses his own on the given flank point, as quickly and as accurately as possible, and resumes his proper platoon place.

*S. 63. The Platoon moving to the Front, to gain Ground to a Flank, by a March in Echellon, by Sections.*

Fig. 8.

In the drill of the platoon, when the soldier is completely formed, he may be taught to march in echellon, by sections. This is a very useful movement for a battalion, or large body moving in line that is required to gain ground to a flank, and may be substituted instead of the oblique march.—It will be performed in the following manner.

SECTIONS,  
RIGHT.

FORWARD.

The platoon marching to the front in the ordinary time, receives the word, **BY SECTIONS TO THE RIGHT**; the right hand men of the front rank of each section, turning in a small degree to their right, mark the time two or three paces, during which the sections are wheeling in ordinary time on their pivot men; at the fourth pace, and at the word, *Forward*, the whole move on direct to the front that each section has now acquired, and the commander

commander of each section having taken post on the right of his division, the platoon continues its march in echelon.

**FORM PLATOON.** On the word, **FORM PLATOON**, the pivot men mark the time for three paces, turning back in a small degree to their left, the original front, and the sections instantly wheel backward into line; at the fourth pace the whole move forward. When the platoon is in two ranks only, two paces instead of three will be sufficient to mark time, and to step off at the third instead of the fourth pace.

**FORWARD.**

**S. 64.** *From three Ranks forming in two Ranks.*

**FORM TWO DEEP.** The platoon halted, is ordered, **FORM TWO DEEP**; the rear rank men of the left sub-division instantly step back one pace; on the word **LEFT FACE**, the rear rank of both sub-divisions face; the word **QUICK MARCH** is then given, on which the men of the rear rank of the left sub-division step short, until those of the right get up to them; they then move on with them in file; as their rear is clearing the left flank of the platoon, the commander (who has shifted to this flank during the movement) gives the words **Halt, front, dress up**, he instantly dresses them on the standing part of his platoon, and resumes his post on the right.—One third, or one more sub-division is added to the front of the company.

**Fig. 9.**

*Halt, front.*  
*Dress up.*

If

If a battalion is standing in open column, it may thus increase the front of its companies, before it forms in line:—But if it is already in line, and is thus to increase its front, its companies must take sufficient intervals from each other, before their respective rear ranks can come up.—If a battalion in line is posted, and without deranging its front is to lengthen out a flank by the aid of its rear rank, it would order that rank to wheel backwards by subdivisions: The last sub-division of each company would close up to its first one: All the sub-divisions (on the head one) would move forward to open column: An officer would be named to command those of each two companies. The open column would move on, and wheel into line on the flank of the battalion.—In this manner also would a line of several battalions lengthen itself out by the rear ranks of each.

*S. 65. From two Ranks forming into three Ranks.*

Fig. 9.

FORM  
THREE  
DEEP.  
RIGHT  
FACE.  
QUICK  
MARCH.

*Halt, front.*

The platoon being halted and told off into three sections, it receives the word FORM THREE DEEP; on which the third section instantly steps back one pace; the word RIGHT FACE is then given; and the man on the right of its front rank, on facing, disengages a little to his right; on the word QUICK MARCH, the front rank men of the third section step off, those of the other rank mark the time till they have past, and then follow.—When the leading man has got to the right of the platoon, the commander gives the word *Halt, front*, on which each man halts, faces to his left, and instantly covers his proper file leader.

A rear

A rear rank which has lengthened out and formed on the flank of its battalion, would return to its place by wheeling back into open column of sub-divisions; marching till each arrived at its flank point; the leading rank of each would wheel up and cover, and the second rank would move behind it, and also wheel up.

---

S. 66, 67, 68, 69.

Exercise  
of  
Company.

In pursuance of the foregoing instructions, and on the principles they contain, every company of a battalion must be frequently exercised by its own officers, each superintending a rank, or an allotted part of the whole.—And on the space of 70 or 80 yards square, can every circumstance be practised that is necessary to qualify it for the operations of the battalion.—That space being pointed out by under-officers or other marks, as directed at the latter end of the first part, the company will exercise, both at open and close files, without arms, and with arms, as follows.

---

*By Ranks.*

1. March in single file by successive ranks, along the 4 sides of the square.—The same by twos.
2. March and wheel by ranks of fours:—File off singly and double up, preserving proper distances, and not quickening on the wheel.
3. March, and wheel, by sub-divisions of ranks.
4. March, and wheel, by whole ranks.
5. March, to front and to rear; ranks at 10 paces asunder.
6. March

6. March the company in a single rank, to front, and to rear, by a flank, and by the center.

7. Oblique by ranks.

8. Open and close files, and intervals, by the side step.

9. March in file to either flank.

10. Ranks successively advance 6 or 8 paces: halt, and dress.—Ranks successively fall back 6 or 8 paces, halt and dress.

11. Advance or retire to or 3 flank men; the ranks dress to them.

12. Open and close ranks.

---

### *At Close Ranks and Files.*

13. March, and wheel in all directions, by subdivisions and by company.—Shorten step, and lengthen it, the march to be made both in ordinary and quick time.—The wheels to be made in wheeling time.

14. Advance, and retire 2 or 3 flank files, and dress to them.

15. Open and close to the flank, by the side-step.

16. Change front by the counter-march by files.

17. March to the flanks, close and without opening out.—Form to the front, or to either flank.

18. March oblique.

19. Sub-divisions double on the march, and again form up by obliquing.

20. Wheel backwards by sub-divisions.—March  
along



along the line, to prolong it:—Form to the flank, by wheeling up; or to the front by obliquing.

21. File from the flank of company to the rear, as in the passage of lines: *Halt, Front*;—Close in to pivot file:—Wheel up, as in forming in line.

22. From 3 deep, form 2 deep.

23. From 2 deep, form 3 deep.

24. Exercise of the firelock, manual, and platoon, in ranks, and company.

25. Firings by files, sub-divisions, and company.

The necessary pauses, and formations, betwixt these movements, in order to connect them, must of course be made.—They may be practised in whatever succession shall at the time be found proper.—The greatest precision must be required, and observed, in their execution, according to the rules already laid down.

---

Every officer must be instructed in each individual circumstance required of a recruit, or a soldier; also in the exercise of the sword; and accustomed to give words of command, with that energy, and precision, which is so essential.—Every officer, on first joining a regiment, is to be examined by the commanding officer; and, if he is found imperfect in the knowledge of the movements required from a soldier, he must be ordered to be exercised, that he may learn their just execution. Till he is master of those points, and capable of instructing the men under his command, he is not to be permitted to take the command of a platoon in the battalion.

Squads of officers must be formed, and exercised by a field officer; they must be marched in all directions, to the front, oblique, and to the flank; they must be marched in line, at platoon distance, and preserve their dressing and line from an advanced center; they must be placed in file at platoon distance  
and

and marched as in open column, they must change direction, as in file, and cover a-new in column. In these and other similar movements, the pace and the distances are the great objects to be maintained.—From the number of files in division, they must learn accurately to judge the ground necessary for each, and to extend that knowledge to the front of greater bodies. They must acquire the habit of readily ascertaining by the eye, perpendiculars of march, and the squareness of the wheel.

An officer must not only know the post which he should occupy in all changes of situation, the commands which he should give, and the general intention of the required movement; but he should be master of the principles on which each is made; and of the faults that may be committed, in order to avoid them himself, and to instruct others.—These principles are in themselves so simple, that moderate reflection, habit, and attention, will soon shew them to the eye, and fix them in the mind; and individuals, from time to time, when qualified, must be ordered to exercise the battalion, or its parts.

The complete instruction of an officer enlarges with his situation, and at last takes in the whole circle of military science:—From the variety of knowledge required of him, his exertion must be unremitting, to qualify himself for the progressive situations at which he arrives.

Besides the instruction peculiar to the under-officers, they should be exercised in the same manner as the officers are, as they are frequently called on to replace them:—The necessity also of order, steadiness, and silence, and of executing every thing deliberately and without hurry, should be strongly inculcated in the infantry soldier.

---

D. D.

END OF PART SECOND.

## PART III.

### OF THE BATTALION.

---

A perfect Uniformity in the Formation and Arrangement of all Companies and Battalions is indispensable for the Execution of just and combined Movements.

---

#### FORMATION OF THE COMPANY.

**T**HE company is always to be sized from flanks to center.

The company is formed three deep.

The files lightly touch when firelocks are shouldered and carried, but without crowding; and each man will occupy a space of about 22 inches.

Close order is the chief and primary order, in which the battalion and its parts at all times assemble and form. Open order is only regarded as an exception from it, and occasionally used in situations of parade and show.—In close order; the officers are in the ranks, and the rear ranks are closed up within one pace.—In open order; the officers are advanced three paces, and the ranks are two paces distant from each other.

Each

Each company is a platoon.—Each company forms two sub-divisions, and also four sections. But as sections should never be less than five files, it will happen, when the companies are weak, that they can only (for the purposes of march) form three sections, or even two sections.

When the company is singly formed, the captain is on the right, and the ensign on the left, of the front rank, each covered by a serjeant in the rear rank. The lieutenant is in the rear, as also the drummer and pioneer in a fourth rank, at three paces distance.

The left of the front rank of each sub-division is marked by a corporal.—The right of the left sub-division may be marked by the other corporal.

When necessary, the places of absent officers may be supplied by serjeants, those of serjeants by corporals, and those of corporals by intelligent men.

When the company is to join others, and the battalion, or part of it, to be formed; the ensign and his covering serjeant quit the flank, and fall into the fourth rank, until otherwise placed.



*S. 70. When the Company is to take Open Order from Close Order.*

Rear Ranks,  
take open  
Order. { At this command, the flank men on the right and left of the rear ranks, step back to mark the ground on which each rank respectively is to halt, and dress, at open distance; they face to the right and stand covered; every other individual remains ready to move.

G

At

*March.* { At this command, the rear rank dressers front, and the rear ranks fall back one and two paces, each dressing by the right, the instant it arrives on the ground:—the officers move out in front three paces, and divide their ground: one serjeant is on each flank of the front rank:—the pioneer remains behind the center of the rear rank;—the drummer places himself on the right of the right serjeant.

---

*S. 71. When the Company is to take Close Order from Open Order.*

*Rear Ranks take Close Order.* { The officers, serjeants, drummer, face to the right.

*March.* { The ranks close within one pace, marching one and two paces, and then halting.

{ The officers move round the flanks of the company in their respective posts:—the serjeants and drummers fall back, and each individual resumes his place as in the original close order.

The above regards the company when single; but when united in the battalion, other posts are allotted to the drummer and pioneer.

---

FORMATION

FORMATION OF THE BATTALION.

The battalion is ten Companies,  $\left\{ \begin{array}{l} 1 \text{ Grenadier,} \\ 8 \text{ Battalion,} \\ 1 \text{ Light.} \end{array} \right.$  Strength of the battalion.

Each Company consists at present of  $\left\{ \begin{array}{l} \text{Officers,} \\ \text{Serjeants,} \\ \text{Corporals,} \\ \text{Drummer,} \\ \text{Private.} \end{array} \right.$

When the companies join, and the battalion is formed, there is to be no interval between any of them, grenadier, light company, or other ; but every part of the front of the battalion should be equally strong. Formation of the battalion.

Each company which makes a part of the same line, and is to act in it, must be formed and arranged in the same manner.

The companies will draw up as follows from right to left :—grenadiers on the right, light company on the left :—the four eldest captains are on the right of the grand divisions :—officers commanding companies or platoons, are all on the right of the front rank of their respective commands. Position of the companies in battalion.

The eight battalion companies will compose four grand divisions ;—eight companies or platoons,—sixteen sub-divisions,—thirty-two sections, when sufficiently strong to be so divided, otherwise twenty-four for the purposes of march.—The battalion is also divided into right and left wings.—When the battalion is on a high establishment, each company will be divided into two platoons.—When the ten companies Divisions.



companies are with the battalion, they may then, for the purposes of firing or deploying, be divided into five grand divisions from right to left.

The battalion companies will be numbered from the right to the left, 1. 2. 3. 4. 5. 6. 7. 8.—The subdivisions will be numbered 1. 2. of each;—the sections will be numbered 1. 2. 3. 4. of each;—the files of companies will also be numbered 1. 2. 3. 4. &c.—The grenadier and light companies will be numbered separately in the same manner, and with the addition of those distinctions. These several appellations will be preserved, whether faced to front or rear.

Companies equalized.

The companies may be equalized in point of numbers, at all times when the battalion is formed for field movement; and could the battalions of a line also be equalized, the greatest advantages would arise.

Formation of the battalion at close order.

Ranks are at the distance of one pace, except the fourth or supernumerary rank, which has three paces.

All the field officers and the adjutant are mounted.

The commanding officer is the only officer advanced in front, for the general purpose of exercise when the battalion is single; but in the march in line, and in the firings, his station is in the rear.

The other mounted field officers are disposed of in the rear of each wing.—The adjutant's station is in the rear of the battalion, rather to the left of the commanding officer.

One officer is on the right of the front rank of each company or platoon, and one on the left of the battalion

talion ; all these are covered in the rear rank by their respective serjeants: and the remaining officers and serjeants are in a fourth rank behind their companies. —It is to be observed, that there are no coverers in the center rank to the officers or colours.

The colours are placed between the fourth and fifth battalion companies, both in the front rank, and each covered by a non-commissioned officer, or steady man in the rear rank.—One serjeant is in the front rank betwixt the colours: he is covered by a second serjeant in the rear rank, and by a third in the supernumerary rank.—The sole business of these three serjeants is when the battalion moves in line, to advance and direct the march as hereafter mentioned. The place of the first of those serjeants, when they do move out, is preserved by a named officer or serjeant, who moves up from the supernumerary rank for that purpose.

The fourth rank is at three paces distance when halted, or marching in line.—When marching in column, it must close up to the distance of the other ranks.—The essential use of the fourth rank is to keep the others closed up to the front during the attack, and to prevent any break beginning in the rear. On this important service, too many officers and non-commissioned officers cannot be employed.

Use of the fourth of supernumerary rank.

The music shall be posted in the rear of the right center company, in a single rank three paces behind the fourth rank:—the pioneers shall be posted at the same distance, in rear of the fourth rank of the left center company, and in a single rank: the drummers of the eight battalion companies are assembled in two divisions, six paces behind the third rank of their 2d and 7th companies.—The grenadier and light company drummers and fifers are six paces behind their respective companies.

The staff of chaplain, surgeon, quarter-master, and assistant surgeon, are three paces behind the music.

Officers.

In general, officers remain posted with their proper companies; but commanding officers will occasionally make such changes as they may find necessary.

Replacing serjeants.

Whenever the officers move out of the front rank, in parade, marching in column, wheeling into line, or otherwise, their places are taken by their serjeant coverers, and preserved until the officers again resume them.

When the line is halted; and especially during the firings when engaged, the serjeant coverers fall back into the fourth rank, and observe their platoons.

---

*S. 72. When the Battalion takes Open Order.*

*Rear Ranks take Open Order.*

At this command—the flank men on the right of the rear ranks of each company step briskly back to mark the ground on which each rank respectively is to halt. They *face* to the right, and cover as pivots, being regulated and dressed by the adjutant or serjeant-major on the right.—Every other individual remains ready to move.

*March.*

At this command—the flank dressers face to the front, and the whole move as follows:

The rear ranks fall back one and two paces, each dressing by the right the instant it arrives on the ground.

The officers in the front rank, as also the colours, move out three paces—those in the rear, together with the music, move through the intervals left open by the front rank officers, and divide themselves, viz. the captains covering the second file from the right,

right, the lieutenants the second file from the left; and the ensigns opposite the center of their respective companies.

The music form between the colours and the front rank.

The serjeant coverers move up to the front rank, to preserve the intervals left by the officers.

The pioneers fall back to six paces distance behind the rear rank.

The drummers take the same distance behind their divisions.

The major moves to the right of the line of officers.—The adjutant remains in the rear.

The staff place themselves on the right of the front rank of the grenadiers, viz, chaplain, surgeon, quartermaster, assistant surgeon.

The lieutenant-colonel, and the colonel (dismounted) advance before the colours, two and four paces.

The whole being arrived at their several posts—Halt—Dress to the Right—and the battalion remains formed in parade, in the order in which they would receive a superior officer.

When the battalion is reviewed singly, the division of drummers may be moved up, and formed two deep on each flank of the line—the pioneers may form two deep on the right of the drummers of the right—and the staff may form on the right of the whole; but this licence is never to be acted upon when more than one battalion is in line.

*S. 73. When the Battalion resumes Close Order.*

<i>Rear Ranks</i>	{	The lieutenant-colonel, officers, colours, staff, music, face to the right.
<i>take close Order.</i>		The drummers and pioneers (if on the flanks) face to the center.
		The serjeants (if in the front rank) face to the right.
		The rear ranks close within one pace, moving up one and two paces, and then halting.
<i>March.</i>	{	The music marches through the center interval, and resumes its station in the rear.
		The serjeants, drummers, pioneers, &c. &c. resume their places, each as in the original formation of the battalion in close order.
		The officers move through and into their respective intervals, and each individual arrives, and places himself properly at his post in close order.

When regiments are on a higher establishment than that of one lieutenant-colonel and one major, the following order is to be observed in posting the field officers at close and open order, and likewise on the regiment marching by the reviewing general in column of companies or divisions.

*Battalion at Close Order.*

The colonel (except when advanced in front for the purpose of exercising the battalion when it is single) is in the rear of the colours mounted.

The 1st and 2d lieutenant-colonels mounted, in rear of the 1st and 8th battalion companies.

The

The 1st and 2d majors mounted, in rear of the 3d and 6th companies.

The adjutant mounted, in rear of and a little to the left of the colonel.

N. B. This dislocation of mounted officers has a reference to the battalion only while halted. When the regiment manœuvres, or is put in motion, the mounted officers are to be prepared to give such aid as circumstances may require from them, with the utmost alacrity and precision.

*Battalion at Open Order.*

The colonel dismounted, to be advanced four paces in front of the colours.

The 1st and 2d lieutenant colonels dismounted, at two paces interval, and two paces in rear of the colonel.

The 1st and 2d majors are on the right and left of the line of officers, mounted.

The adjutant mounted, four paces in rear of the rear rank, and center of the battalion.

*Marching past the Reviewing General in Column of Companies or Divisions,—Ordinary Time.*

The colonel in front of the centre of the grenadier company.

The 1st lieutenant colonel and 1st major, with the interval of a horse's length, in a line, in rear of the colonel.

The 2d lieutenant colonel and 2d major, in a line with the same interval, in rear of the light infantry company.

The adjutant in rear of the whole.

*Marching past in quick time.*

The field officers and adjutant are posted as in marching past in ordinary time.

On



**Posting of officers.** On particular occasions, and when necessary, officers commanding platoons, who in line are on the right of their platoons, shift to the left to conduct the heads of files, or the pivot flanks of their divisions, in column or echelon.

**Colours.** When the battalion wheels by companies or subdivisions to either flank into column, both colours and the file of directing serjeants always wheel to the proper front, and place themselves behind the third file from the new pivot.

**Colour reserve.** There is no separate colour reserve; the pioneers, music, &c. sufficiently strengthen the center; but in the firings the two files on each side of the colours may be ordered to reserve their fire.

**Light company.** The constant order of the light company when formed in line, and united with the battalion, is at the same close files as the battalion. Their extended order is an occasional exception.

**Grenadiers** When the light company is detached, and the grenadier company remains, it will be undivided on one flank of its battalion, whenever there are several battalions in line: but when the battalion is single, it is permitted to be occasionally divided on each flank.

When the grenadier or light companies are detached, and make no part of the line, they may be formed two deep, if it is found proper.

With a very few obvious alterations, these general rules take place when a company or battalion is permitted or ordered to form in two ranks only—which may often be done for the purposes of exercise and movement on a more considerable front: it is also evident that they generally apply whether the companies are strong or weak, and whether a greater or lesser number of them compose the battalion.

---

ABSTRACT OF THE MOST ESSENTIAL GENERAL ATTENTIONS REQUIRED IN THE MOVEMENTS OF THE BATTALION, AND WHICH ARE MORE FULLY DETAILED IN THE REGULATIONS FOR THE BATTALION AND THE LINE.

*Attentions of the Soldier.*

**Q**UICK Time is in general confined to WHEELINGS and FILINGS; the other movements of the platoon or battalion are made in ORDINARY TIME.—It is seldom that they will, or ought, to be required at quick time. Times of march.

All WHEELINGS, forward or backward, are made quick.—Eyes are turned to the wheeling hand at the word *March* (and not before.)—The wheeling flank man steps out firm at a pace of thirty-three inches, till he receives his word *Halt*; it is the business of the rest of the rank to keep up to him.—Eyes remain in all cases to the wheeling hand, till a new order is given by the commanding officer. Wheeling.

All FILINGS are made quick, close, and at the lock-step. Files are at no time to open out, on occasions of exercise, parade or manœuvre; but they will often be so permitted and ORDERED, when marching in the streets, or in common route, when the march by divisions cannot so conveniently take place. Filings.

All FACINGS must be accurately made on the left heel. Pivot men must cover carefully and exactly. Pivot men,  
In

## 92. GENERAL ATTENTIONS IN THE

In wheeling backward, the standing man faces the opposite way to what he does if wheeling forward. Pivot men, whether in wheeling into column, or in wheeling into battalion, when once posted, are to remain immoveable, and do not alter their position in consequence of platoon-dressing, nor on any account, but by order of the commanding officer of the battalion, when he finds it necessary to require a more correct dressing from the whole.

### Position.

The great *OBSERVANCE* of the soldier in the ranks, and under arms, is the squareness of the shoulders and body, the head to the front, and the eyes only glanced to the point of dressing, the belly kept in, the breast out, and rather inclined forward, but by no means backward. When the battalion is halted, and a more accurate *dressing* is ordered, the head may be a little turned during that operation only, and each man should just distinguish the lower part of the face of the second man from him.—Whether in movement, or halted, each man is just to touch (without crowding) his neighbour's arm, towards whom he dresses, to depend on that chiefly for his line, and at no time to separate from him.

### March.

At the word *March*, the stamp of the foot is not to be made, but the first step is to be taken as firm and lengthy as any other, and the body of each man, if in his true position under arms, is prepared for it by an inclination forward. On the perfect execution of this depends much of the accuracy of march. — On the word *March*, the first step in all situations is taken with the left foot.—When the commanding officer of the battalion gives the word *March*, the whole step off together, whether in line or in column. When he gives the word *Halt*, the whole halt at that instant.

At the word *March*, eyes are directed to the pivot flank, if in column, or to the head of the file if filing; to the colours, if marching in battalion; and in general to that point by which they are conducted.

At

## MOVEMENTS OF THE BATTALION. 93

At the word *Halt*, the foot in the air finishes its step, and the other is brought up to it.—*Eyes* remain directed to the pivot flank, if marching in column; to the colours, if in line; or to the wheeling flank, if wheeling; and in general, to the point to which they were turned when in movement, until a new order commands a new dressing. Whenever the word *Dress* is given by platoon officers to their platoons, eyes are turned to the pivot, where the officer is, and from whence he corrects them upon a distant object.

Halt.

In marching in line, each man must preserve his body perfectly square, and just feel the touch of his neighbour, who is nearer than himself, to the directing point; and the rear ranks are to be well locked up, particularly when firing. In marching in battalion, or when halted, rear ranks will be locked up; but in marching in column, they may in general be at one pace distance; the steps are to be taken firm and marked.

Line.

All alterations in *carrying, supporting arms, &c.* are done by the whole battalion at once, whether in line or column, and not by the divisions of it separately.—The commanding officer gives the word, and not the platoon officers; and no such change is at any time made, but in consequence of his command; the men therefore in all cases, *wheel, halt, march, dress, &c.* with their arms *carried, supported, &c.* according as the last given command directed them. The same is to be observed whenever the battalion, moving in line or column, changes its time of march.

Carriage of Arms.

In column, when the right of the battalion is in front, the left is the pivot flank; and when the left of the battalion is in front, the right is the pivot flank.

Pivot Flanks.

In marching in column, the pivot files of men next to the officers, must have great attention in covering, when the movement is made in a straight line,

Pivot Files.

line, as they are points on which the formation is made, and therefore for that purpose, they remain close to their pivot officers, who in that situation cover and give distance.

Supported arms should only be allowed when halted in line, or when moving in column.—But the march in line, and in general all wheelings up into line, and all formings of the line or dressing it, should be made with *carried arms*, as the only situation which preserves the true distance of files, or can give an accurate line.

### *Covering Platoon Serjeants.*

Position of  
the cover-  
ing serjeant.

The COVERING SERJEANT accompanies and assists the platoon officer in all his movements, and preserves his place in line, or on the pivot flank in column, whenever the officer's duty requires him occasionally to quit it.—In Battalion he covers in the rear rank.—At open order he moves into the officer's place in the front rank. At close order, he leaves it for the officer to take it. In the march in echelon he is on the outward flank of the front rank.

At column.

When the battalion breaks into column to the right, or left, the serjeant falls back two paces; and when the wheel is finished, he covers his officer on the pivot flank. When the column marches, if the officer is in front of the platoon, the serjeant is on the pivot of the front rank, and is answerable for the platoon distance; if the officer remains on the pivot flank, the serjeant then falls behind the rear rank, and covers the second file from the pivot.

Wheeling  
into line.

When from column, the right in front, platoons wheel up to the left into line; the serjeant at the word *Wheel*, goes to the right of the front rank of the platoon, and wheels up with it, thereby preserving the officer's place. If the wheel is to the right, the



## MOVEMENTS OF THE BATTALION. 95

the serjeant is behind the right file, ready to move up to the officer's place at the conclusion of the wheel. On all occasions when any platoon (which is then separated) joins in line to one on its right, at that instant must the covering serjeant be on its right, to preserve the place of his officer, who may be employed in dressing his platoon.

When the platoons *wheel*, either into line, or into column, the serjeant of the leading platoon runs out, and marks the point in the line of pivots, where its flank is to halt.

Leading  
Platoon.

When platoons *countermarch* in column, the serjeant moves into the officer's place (when he quits it to lead in file), *faces* to the right-about, stands fast, and becomes the pivot point for the front rank leader to close to after the countermarch is finished, and his place is occupied by the officer after dressing his division.

Counter-  
march.

When the platoons from columns file in order to take a new line, either to the front or rear, the serjeant of each successively, as it arrives within thirty yards of that line (and no sooner), runs out, takes distance, places himself on it, and remains at a point to which his officer is to bring, and close in the pivot flank man of his platoon, and as a point which the officer himself is afterwards to occupy.

In file.

Whenever the battalion halts to fire, the serjeants fall back, and in concert with the supernumerary rank, keep the rear ranks well locked up, and attentive to their duty. When the battalion again moves, serjeants resume their places.

Firings.

When the battalion is in column of sub-divisions, if the officer is ordered to march in front of his platoon, the serjeant is on the pivot of the leading sub-division.—If the officer is on the flank of his leading sub-division, the serjeant takes the flank of the second. In column of sections the serjeant also takes the flank of the second section.

Sub-divi-  
sions.

In



## 96 GENERAL ATTENTIONS IN THE

Close column.

In close column the serjeant is on the flank of the rear rank behind his officer ; and on forming line after the *halt*, *front* of the platoon, he remains on its outward flank, and marches up with it.

All non-commissioned officers or persons on foot, marking a direction for the march in column, or formation of the line, or its parts, take up such direction in file by covering each other, and then stand faced to the flank of the column, or front of the line, so that their breasts become the line of march, or line of formation.

Pioneers.

The PIONEERS in column of march are in front.— In line, they are formed two deep behind the center, and nine paces from the rear rank.

Drummers.

DRUMMERS in column of march, or close column, are with their companies, and on the flank not the pivot one.—In line the grenadier and light drummers are six paces behind the rear rank of their companies.—The battalion drummers are in two divisions, and formed six paces behind the third and seventh companies.—In parade, at open ranks, the drummers preserve their six paces from the rear rank.

Echelon.

Whenever the platoon is cautioned to *wheel* forward or backward any *named* number of paces, the serjeant immediately posts himself before or behind the eighth file from the standing flank, and takes the ordered number of wheeling paces : when his platoon has conformed, he places himself on its outward flank.

Music.

The MUSIC in open or close column, are on the flank, which is not the pivot one ; in line they are in a single rank behind the right center company, 3 paces in the rear of the fourth rank : in parade, at open ranks, they are between the colours and the front rank.

Music, &c.

Drummers, music, pioneers, &c. will take care not to impede the flank movements of the close column, nor its formation into line, but will get into the rear of their respective battalions as soon as they are disengaged from each other.

*Attentions*

*Attentions in Platoon Officers.*

When the battalion is formed in line, company or platoon, officers are all on the right of their platoons. —In column, they are on the pivot flank, unless particularly ordered into the front of each platoon, if a march for any considerable distance is to be made.—When on the pivot flanks, they are answerable in their own persons for distances and covering. When in front, their serjeants, under their direction, preserve the ordered distance.

Position of platoon officers.

In wheeling from line to column, each moves out and places himself one pace before the center of his platoon; each turns towards his men during the wheel, and inclines to his pivot flank: each gives his word *Halt, Dress*, when his wheeling man has just completed his degree of wheel; each squares his platoon, but without moving what was the standing flank.—After wheel into column is completed, no one is to cause his platoon to shift, by way of covering on the pivot flank, unless so ordered by the commanding officer, or that in the course of marching a straight line is gradually taken up.

Wheeling into column.

In wheeling from column into line, each places himself one pace before the center of his platoon; each turns towards his men during the wheel, and inclines towards the pivot of his preceding platoon; each gives his word *Halt, Dress*, when his wheeling man, on whom his eye is fixed, is just arrived at the next standing pivot man; each then from that next pivot man corrects the interior of his platoon upon his own pivot man; each then takes his place and remains steady on the right of his platoon.

Wheeling into line.

All movements of company officers and non-commissioned

H

missioned



## 98 GENERAL ATTENTIONS IN THE

missioned officers, from one position to another, are to be made with alertness and precision.

Wheeling  
in column  
on a fixed  
point.

If the column is in movement, and platoons are successively to *wheel* into a new direction, each officer, to whatever hand he is to wheel, gives his word from the point he is then placed at, whether in front, or on the flank.—If on the wheeling flank, he conducts it.—If he is on the standing flank, he steps out, two or three paces, to see that his platoon wheels quick, with a lengthy step, and that he may time his word *Halt*: this done, he is to fall back to his place on the pivot flank, no longer to look to his platoon, but having his eye fixed on the officer of the preceding platoon, he is to give his word *March* at the instant that the officer, is taking the last step, which establishes the proper distance betwixt the platoons.

On the pi-  
vot flank.

When an officer is marching on the pivot flank, he is to be answerable for distance and covering: these circumstances alone must solely engage his whole attention; he can only occasionally give a glance of his eye towards his platoon, which must dress to him of course, and without any particular direction.

Counter-  
march of  
platoons.

When platoons in column are each to counter-march on its own ground, the officer, when his platoon faces, goes to that flank, which is to become the pivot flank, conducts his platoon in file, and closes its leader to the serjeant, who has remained to mark the pivot, *halts*, *fronts*, and dresses it square; he then places himself where the serjeant stood.

In line.

When the battalion marches in line, officers then become individuals, equally attentive as the soldier; nor can officers then be attentive to any thing but to the correctness of their own personal march; every operation then depends on the word from the commanding officer, who MOVES, HALTS, and DRESSES the battalions.—Whenever the battalion is in line, officers give no commands except in firings.

In file.

When the platoons of a column *file* separately to a flank, the officer conducts the head, and when he arrives within thirty paces of the new position, in which

which he is to form, he detaches his serjeant to mark the point at which he is to place his pivot front rank man, either in filing to front or rear; the officer stops at that serjeant, and *halts, fronts, and dresses* his platoon close to the serjeant; he then himself, after correcting his platoon, replaces the serjeant, who falls back to the rear rank.—In *FILING*, distances and dressing are taken from that hand to which, by a face of the platoons, the whole would stand fronted in column, and the line breaks into column towards the directing point.—The leaders of the third, fourth, &c. platoons, from the directing flank, are never, in the course of marching, to overpass the straight line which joins the heads of the first and second, but are, if any thing, to be behind it, till they arrive and halt exactly in the new line.—In movements to the rear, distances and dressing are always taken from the same point to which they would be made if the movement was to the front, that is, from the left, in going to the rear; if it should be from the right in going to the front.

On the leading platoon officer of the column, much of the precision of march depends; he must lead at an equal, steady pace: he must lead on two objects, either given to him, or which he himself takes up on every alteration of position; this demands his utmost attention: nor must he allow it to be diverted by looking at his platoon, the care of whose regularity depends on the other officers, and non-commissioned officers, belonging to it. The second platoon officer must also have a knowledge of the points on which the first leads: he is always to keep that first officer and those points in a line, and those two officers, together with the placed mounted officers, thus become a direction for the other pivot officers to cover.—In marching in open column, the covering serjeants are placed behind the second file from the pivot officers, that the officers may the more correctly see and cover each other in column.

Leading  
Officer.

H 2

In



When pivots march.

In the column of march, after the word **HALT** is given, no one is to move; and pivots particularly must remain where they are then placed. In this situation, when ordered to **FORM**, each platoon **WHEELS** up to its adjoining pivot: the whole will then, perhaps (as in the case of marching on a road, along the different turnings of a height, &c. &c.) be in a winding line, and must not attempt to get into a straight line, unless so ordered by the commanding officer to answer some particular object.

Wheeling backwards.

When the platoon wheels **BACKWARDS**, from line into column, the situation and business of the officer is the same as when wheeling forwards. And he *halts* and *dresses* from his pivot flank, which he gains during the wheel.

In close columns.

In close column, division officers are on the pivot flanks.—In forming line, before the divisions face, they are shifted to the leading flank, if necessary. The officer of each stops in his own person when the division nearer to the forming point than himself receives the word *Halt, Front*. He allows his serjeant to proceed with the division; at the due instant gives his word *Halt, Front, Dress*, and as soon as the front of his division is clear, the word *March*, conducting it into line. Before the division arrives within three or four paces of its ground, the officer will have stepped out nimbly to the flank of the preceding division, and will be thus ready to give the word *Halt, Dress*, at the instant his inward flank man joins the preceding division. The men dress by the formed part of the line, and the officer corrects them on the known distant point. He then resumes his platoon place, which has been preserved by a serjeant. When the close column, or part of it, forms line on a rear division, the officer of each, when the one behind him halts, fronts, will step nimbly round to the rear (and without impeding his divisions, allow his serjeant to proceed), from thence  
he



he can judge the proper moment of giving his words, *Halt, Front*, to his division; he then places himself on its inward flank, and *marches* up when his front is clear. In general, a mounted field officer halts, fronts the divisions of the close column, when they march up into line.

The officer of one of the center platoons is always in open column to preserve distance for the colour files. The colours wheel up into column, with the leading center platoon, and place themselves behind the third file of men from its pivot flank; when the line forms, they close in to that flank.

Colours.

When the officers march in front of their divisions, they must in their own persons keep so close to the preceding ones, as not to hinder the flank of their own division from preserving its proper distance.

Officers in front of divisions.

When the head of a column of march changes its direction, and that marching in an alignment is not in question, instead of making regular wheels on fixed points, the officer who conducts the leading division will often be directed gradually to bring it round into the new direction, by the turn of the outward shoulder, making both his flanks continue moveable; but each succeeding division, without the formality of command, or halt, does the same thing, the whole attention resting on each pivot flank, which at no rate must increase its distance; but during this operation preserves the same equality of time and length of step at which it was before moving.

Wheels in column of march on a moveable pivot.

On all occasions of forming in line, either by wheeling up from open column, or in moving up from close column, or in marching up from echelon, &c. the conducting officer moves nimbly to his point d'appui, some paces before the arrival of his division in the line, and from thence gives his word to *Halt*, and instantly dresses it.

Close column.

Officers and serjeants of the SUPERNUMERARY rank are in the rear of their respective companies; when the battalion is halted, or marching in line, they are three paces from the rear rank. In open column they

Supernumerary rank.



are within one pace of the rear rank. In close column they go on the flank of their division which is not the pivot. Their great attention during movements is, that files are correct, ranks kept up, and that perfect order is preserved among the soldiers, circumstances in which they greatly assist the platoon officer, who having the important objects of distance and covering of pivots to observe, cannot in such situation be giving minute directions to his platoon, without losing sight of his more material duties. During the firings, the supernumerary rank, assisted by the platoon serjeants, are to keep the rear ranks well closed up to the front, and to prevent any break beginning in the rear.

Staff.

The STAFF (adjutant excepted) in line are three paces behind the music.

Adjutant  
gives point.

It is the particular business of the ADJUTANT at all times to ascertain under the orders of the field officers, the direction on which the column is to move, or on which the formation of the line is to be made. For this purpose he is mounted, otherwise he could not properly discharge this important duty; and he can be much assisted in it, by having two or three non-commissioned officers properly trained to line themselves quickly with any two given points. He is to take care, that the point where the battalion in column enters an alignment, is ascertained to it. When it is moving in that alignment, that two points ahead of the column are always ascertained to or by the leading officer. —When it wheels up into line, that a point beyond each flank in that line is ascertained. When the line is to be prolonged, and has wheeled backward by divisions, that two points in the exact line of the pivots are ready for its march. When the close column is to form in line, that a point to each flank is given. When the battalion changes position, either by files, or by the diagonal march of divisions, that there are points given on which the pivots of files will cover, and can dress their divisions upon, from their several points of appui.

In

## MOVEMENTS OF THE BATTALION. 103

In short, that upon all occasions, fixed points of forming, dressing, and march, are given, except in advancing in line, where the ascertaining such points does not depend on the adjutant.

When the battalion changes position by the echelon march, the named division wheels its 8th file into the new direction. The other divisions wheel their 8th file half the number of paces as the named one. The serjeant is on the outward flank, the officer on the inward flank of each division. At the word MARCH, they move on, preserving their relative distance, and covering of pivots from before them, and just before the inward flank of each division arrives at the outward flank of its preceding one, which is already halted in line, its officer places himself before that flank; and when his inward man touches it, he gives his word *Halt, Dress up*, if the movement is to the front, and dresses his division on the distant prepared flank point, so that his division is steadied before the arrival of the next one. When the change is made to the rear, the retiring part *faces* about before the division wheels are made, proceeds as above, and each officer gives the word *halt, front, dress back*, to his division when its inward man touches the preceding formed one.

Echelon.

---

### *Attentions of Commanding Officers of Battalions.*

The battalion may be considered to the line, what the platoon is to the battalion.

Commanding and Field Officers are always to be mounted; and unless they are active on horseback, it is impossible for them to see, to correct, to prevent mistakes, or to move with that dispatch which is necessary from one point to another.

Field Officers mounted.

Whatever operation is to be performed by the whole of the battalion at once, is done upon the word from

Command

H 4

the

the commanding officer, without any repetition being made by platoon officers ; he puts it in *motion* and *halts* it, whether in line or column ; he *wheels* it from line into column ; and from column into line ; he *orders* arms to be *carried, supported, &c.* he *dresses* it from the center, when it has marched in line, and halts, and from what was the leading flank when it has *wheeled* up from column into line.

Points of march.

Before the column marches, the commanding officer ascertains *points* to the leading officer, and when he intends to change the direction of the march he gives new points, and he watches over the just leading of the column. He takes care that all *wheels* of platoons are made at the identical point where the leading platoon wheeled : that all *doublings* of subdivisions are made successively in the same manner, and at the same point ; and that *forming* up to platoons is made at the spot where the first forming up is made.—That in all diminutions of the front, the natural order of the column is preserved, whether the right or left of the battalion leads.—That a column of half platoons occupies no more space than a column of whole platoons, viz. just sufficient to wheel up into battalion.

Points of doubling and wheeling.

Halt of the column.

When the open column marching in an alignment is to *form* in a straight line, and for that purpose *halts* ; the instant that it does halt, the commanding officer from the head of the battalion at that instant corrects the pivot files of men (which ought not to be necessary) in the true line, and upon a rear point. — But if the *march* is making in a winding direction, and that the intention is not to form, or not to take up a straight line, the platoons remain on the ground on which they *halt*, and do not move in any shape, until they receive a further *order*, either to form in line ; or first to cover, and then to form ; or to continue the march.

Dressing.

The commanding officer always conducts the head of his battalion column to the point at which it is to

## MOVEMENTS OF THE BATTALION. 105.

to *enter* a new line, and he takes care in time to dispatch a mounted officer to ascertain that point.— When the platoons *wheel* up into line, he immediately (if necessary) corrects the dressing of the battalion from the flank which led them in column, and that generally upon a point beyond the other flank.

When acting in line with others, the commanding officer of each battalion conforms to the movements of the regulating one, and from it takes and rapidly repeats his words of *Halt, Wheel, March, &c.*; and the least delay in repeating the words *Halt, or March*, must undoubtedly disorder the line in proportion to that delay, for the whole of a line should *march* or *halt*, at the same instant.

Commands  
in Line.

In line, the commanding officer by marked cautions, makes his battalion *step out*, or *step short*, or *incline*, as is necessary to preserve its place in the general line; his great attention is to see and prevent the beginning of faults, and not wait till they have had their effect; by watching and regulating his advanced serjeants, he best regulates his battalion: the squareness of the march, the compactness of the files, and the equality of step, are the great objects he is to have in view.—The other mounted officers are behind the wings, and can assist much in preventing faults, and in correcting them.

Attentions  
in line.

All the battalions of a line must *halt* at the same instance in consequence of that word, repeated by commanding officers, whether they are then correct or not in line.—*Each* half battalion from its own colour, and the men looking to it, will be immediately dressed on the colours of the next adjoining battalion; by this means a general continued line will be obtained, and at any rate, a straight one between each two colours; and if all the colours should have truly halted in one line, the whole corps will be completely formed in a straight line. But if the *halt* is not justly made, and that a better line must be obtained,

Dressing in  
line.

tained, the colours of the defective battalions will be brought into the general line; the platoon officers will quickly *arrange* themselves, *eyes* will be ordered to the *right*, and the men will in an instant *move* up: too much celerity cannot be used in completing this operation.

A single battalion, when it halts, is thus dressed on its right or left center company, and is therefore in a straight line. Two battalions dress, each from its center, on each other's colours, their outward wings conforming, and are therefore in a straight line.—Three or more battalions dress from the center of each on their next colour; and therefore if all the colours halt in a line, the line of the whole will be straight: if they are not in a line, the general line will not be straight: (till a special correction is made), but no flank will be thrown out of the general direction.

When a battalion retires and *halts*, it ought never to remain in that situation, but be immediately *faced* about, and dressed to the proper front.

Intervals.

The greatest fault that a battalion in line can make is increasing its interval: bad dressing may be remedied without danger, but a false distance presents a weak part to an enemy, and is not to be closed, without a hazardous movement, and great operation of the line.

Aids in exercise.

Commanding officers cannot take too much precaution to ascertain true points in the line in which they are to form, before their arrival of the battalions in it, and this by the aid of the mounted officers.

When a battalion is exercising singly, a commanding officer may have two non-commissioned officers behind each flank, properly trained, and ready to run out to that flank, to give points of marching, forming, or dressing upon the true line.—In doing which, one flank of the battalion is generally considered as in that line, and often both.

Attentions.

Words of command cannot be specified for all the variety of circumstances and situations that occur; but



## MOVEMENTS OF THE BATTALION. 107

but commanding officers being themselves clear in what is to be done, should by distinct and explicit orders, which they divide and adapt for the occasion, lead their battalions through all the points of execution with precision; they will always be found the shortest path; nor on any account should any operation, more especially the correction of an error or mistake (when once a battalion is assembled under arms) be performed in a careless or slovenly manner, which will always be the case if the commander's orders are not pointed, loud, and sufficiently explanatory.

A battalion *close column* forms in line on its front division, on its rear division, or on a central one, according as circumstances require; and in all cases the line formed upon is that on which the head of the column or columns is halted before the formation begins, and therefore the division on which each battalion at any time forms, moves up at the proper instant, and halts on that line.—When several close battalions, standing on the line, are to extend and form, the regulating and named battalion *only* can be obliged to form on a central division; *each* of the others will form on its front, or rear division, viz. on that which first arrives at its ground where it *halts, fronts*, and occupies its proper place, while the others move on, and successively come up to it.

Close column

In forming line from close column points must be given beyond both flanks in the direction of the line, and a mounted officer halts, and fronts each division, which is especially necessary for those that form upon a rear one, although less so for those that form upon a front one.—The dressing and correction of the line is from the first formed division towards the other flank, and all the eyes of the battalion are of course turned to that first formed division.

Forming in line.

The same number of *points* are required for the march in an alignement, and wheeling up into line of an open column of one battalion, as for that of several

As many points are required for one battalion as for several.



several battalions, viz. *one* where the line is entered, and (always) *two* beyond the head of the column.—Therefore, although these precautions may appear formal for the movements of the battalion when single, yet are they necessary in all its exercises; when it is recollected, that such battalion is in the place of, and must consider itself as the leading one of the column, on whose correct position those of every following one depends.—The same exactness is required in every extension from close column into line, and in every forming and change of position that the battalion makes.—In fine, in order to qualify the battalion for acting in general line, it must at its single exercise work on points fixed and relative, and make no chance and accidental movements and formations.

In all situations exact points of march cannot be given

Although on most occasions of movement and formation, and at all times in instruction, determined *points* marked by detached and mounted officers, are given: yet such helps cannot be expected or depended on, when the line is advancing on an enemy, when a corps is harassed in its retreat, and when it is unsafe to send out officers, &c.—In such situations every thing will depend on the eye and judgment of conducting officers, who must preserve such direction of movement, and seize such accidental points as present themselves, and lead to the object which is to be accomplished.

The battalion, in no situation, covers more ground than the proper extent of its front.

In whatever shape a battalion is moving, the commanding officer is never to lose sight of this great *principle*, that the battalion should at no time cover more ground than its proper extent, when formed in line.—Therefore if he is marching in line he must take care that his files do not open; and if he is marching in column, his great attention is that his divisions do not open. For this purpose his march must be just and compact, his wheels quick, and all doublings up, or back, which alter the extent of front, must be made so

as

as not to impede the general movements of the column, or to change distances. When the front is to be diminished, he must see that the doubling division slackens its pace, and when disengaged from the other division, that it inclines well up, quick, and covers, thereby not impeding the division behind it. When the front is to be increased, the moving up division does it quick, and by oblique marching.

The commanding officer must recollect, in the winding movements of the *open column of march*—that the wheeling distances must be just; that the pivots are to follow on the exact track, which the leading one has traced out; that the whole, when ordered, halt on the precise ground they then occupy; and that when they wheel up and form, the line will not then be a continued, but probably an irregular curved one.—But if a straight line is to be entered and formed upon, from the point where the head enters, and not sooner, and where a mounted officer remains posted, does every platoon pivot officer begin to cover in the true line, to march in that line, and to preserve his true distance, nor must any obstacle that can possibly be surmounted, ever force the pivot officers out of that line; although the men of their platoon, when it becomes necessary, may open or widen their files from them.—And if the pivots, on account of any material obstacle, are thrown for a time out of the line, they should always, if possible, move to the hand which carries them behind the line, and again re-enter it, when they can; and for which purpose, an officer, or non-commissioned officer, should be placed where they are to re-enter it.—In marching in the alignment, the commanding and mounted officers should frequently place themselves in it, with a glance of the eye see whether the files preserve it, and correct them if necessary,

Marching  
in aligne-  
ment.

As *one* field officer at a time must command the battalion, the others present can only act in aid of him; nor can their situation in all cases be ascertained;

ed; but should the commanding officer not be at the head of the open column (when it marches, and particularly when it halts) to correct if necessary, the pivots in the general line, another field officer, or the leading officer, if no field officer is there, should instantly attend to it, that the wheeling up may not be delayed.—If, in the course of exercise and instruction, the commanding officer is not behind the center when the battalion marches in line or halts, another field officer from that situation can immediately give every proper aid in movement, or in lining as it ought when halted; and in every case it must be evident in what manner the commanding officer can be assisted.

Wheeling  
backward.

When the line is to break, and wheel into open column of march, in almost all cases it is better done by wheeling *backward* than forward, for the wheel is in this manner made on the pivot flanks; and although divisions may be unequal, yet these flanks cover after the wheel, an advantage which is lost if the wheels are made forward.

Attentions  
to Echelon

When a battalion makes a retired ECHELLEON, or part of an echelon of a considerable line: the commanding officer must take great care to regulate his movements by those of the one preceding him, viz. that he preserves his parallelism; his ordered distance; his proper flank interval; and when the leading echellons halt, and that he is to move up into line, that the outward flank is not thrown too forward (which without great attention will happen) and thereby perhaps be exposed to the enemy's enfilade.

### *Regulations in Firing.*

1. The advance of the battalion should instantly succeed the forming of the line; and when it arrives and halts at the point where it is to fire, the firing ought

ought instantly to commence at the word *halt*; for the battalion having been apprized, during the march, of the nature of the required firing, no improper delay need therefore be made.

2. The greatest care is to be taken by the officers and under officers in the rear (whose principal attention this is) that the rear ranks are well locked up in the firings, and that in loading they do not fall back.

3. The line, if retiring, *Halts, fronts*, at one command; and instantly begins firing, having been apprized during its movement of the nature of the firing.

4. The pause betwixt each of the firing words—*Ready! Present! Fire!* is the same as the ordinary time, viz. the 75th part of a minute, and no other pause is to be made betwixt the words.

5. In firing *wings by companies*: each wing carries on its fire independent, and without regard to the other wing, whether it fires from the center to the flanks, or from the flanks to the center.—If there are five companies in the wing, two pauses will be made betwixt the *fire* of each, and the *ready* of the succeeding one. If there are four companies in the wing, three pauses will be made betwixt the *fire* of each, and the *ready* of the succeeding one. This will allow sufficient time for the first company to have again loaded, and shouldered at the time the last company fires, and will establish proper intervals between each.

6. In firing by *grand divisions*, three pauses will be made betwixt the *fire* of each division, and the *ready* of the succeeding one.

7. In firing by *wings*.—One wing will make ready the instant the other is shouldering.—The commanding officer of the battalion fires the wings.

8. In firing companies by *files*.—Each company fires independent.—When the right file presents, the next makes ready, and so on.—After the first fire, each man as he loads comes to a recover, and the  
the

the file again fires without waiting for any other: the rear rank men are to have their eyes on their front rank men, and be guided by, and present with them.

9. In general after the march in front, and halt of the battalion, company, or platoon, firing should begin from the center, and not from the flanks.— In other cases, and in successive formations, it may begin from whatever division first arrives, and halts on the ground.

---

### *Firing in Line.*

Object of firing.

1st. The chief object of fire against cavalry, is to keep them at a distance, and to deter them from the attack: as their movements are rapid, a reserve is always kept up.—But when fire commences against infantry, it cannot (consistent with order and other circumstances) be too heavy or too quick while it lasts, and till the enemy is beaten or repulsed.

Defensive fire.

2d. Where infantry are posted on heights that are to be defended by the fire of musquetry; the front rank will kneel, that one third of the fire that may be given should not be lost, for otherwise the rear rank, in such situation, could not sufficiently incline their pieces to rase the slope.—As soldiers generally present too high, and as fire is of the greatest consequence to troops that are on the defensive, and who are posted if possible on commanding grounds, the habitual mode of firing should therefore be rather at a low level than a high one; and the fire of the front rank kneeling, being the most efficacious as being the most rasing, should not be dispensed with when it can be safely and usefully employed.

In line advancing.

3d. When infantry marches in line to attack an enemy, and in advancing makes use of its fire; it is perhaps better to fire the two first ranks only standing,



standing, reserving the third, than to make the front rank kneel and to fire the whole; but volleys fired at a considerable distance, or on a retiring enemy, may be given by the three ranks, the front one kneeling.

4th. A line posted, or arriving at a fixed situation, will fire by platoons, each battalion independent; and such firing generally commencing from the center of each.—The first fire of each battalion will be regular, and establish intervals: after the first fire, each platoon shall continue to fire as soon as it is loaded, independent, and as quick as it can, till the battalion or line is ordered to cease.

Platoon firing.

5th. Behind a parapet, hedge, or abatis, the two first ranks only can fire, and such firing may be *file firing*, deliberate and cool, the two men of the same file always firing together: it may begin from the right or left of platoons, and should be taught in situations adapted to it, not in open ground. Should the parapet, hedge, or abatis be but little raised, platoon firing may be used.

File firing.

6th. *Oblique firing* by battalions is advantageous on many occasions; as when it is proper or that time does not allow to give an oblique direction to part of a line, or that their fire in this manner can be thrown against the opening of a defilé, the flanks of a column, or against cavalry or infantry that direct their attack on some particular battalion or portion of the line.

Oblique firing.

7th. As long as the fire by battalions, half battalions, or companies, can be kept up regular, it is highly advantageous, and can be at any time stopped and the march continued, but should file firing be allowed, and once begun, unless troops are exceeding cool and well disciplined, it will be difficult to make it finish, and to make them advance in order.

Regularity of firing.



8th. When a line halts at its points of firing, no time is to be lost in scrupulous dressing, and the firing is instantly to commence.—But a line that halts and is not to fire, or when its firing ceases after the halt, may immediately be ordered to dress from colours to colours.

9th. The attention of the officers and non-commissioned officers of the rear to the locking up of the ranks in firing cannot be too often repeated.



---

\* \* \* The words marked in **CAPITALS** are given by the commander of the battalion.

The words marked in *Italics* are given by the commander of the company.

---

Abstract.	Words of Command.
When the battalion is halted, and wheels up by divisions of any kind to either flank (here the right.)	COMPANIES, RIGHT (OR LEFT) WHEEL. } A caution.  QUICK MARCH.  <i>Halt, Dress.</i> } By the leader of each company.
2.	
When the battalion is halted, and wheels backwards into open column of companies, (the right in front.)	COMPANIES, ON YOUR LEFT BACKWARD WHEEL. } The left-hand man of the front rank of the company faces inwards.  QUICK MARCH.  <i>Halt, Dress.</i> } By the leader of each company.
	I 2
	3. When

Abstract.	Words of Command.
-----------	-------------------------

---

3.

When divisions are halted in column, and wheel up to either hand to form in line (to the left).	<table border="0"> <tr> <td style="font-size: 2em; vertical-align: middle;">{</td> <td style="padding-left: 5px;">TO THE LEFT WHEEL INTO LINE. QUICK MARCH. <i>Halt, Dress.</i></td> <td style="font-size: 2em; vertical-align: middle;">}</td> <td style="padding-left: 10px;">A caution.</td> </tr> <tr> <td></td> <td></td> <td></td> <td style="padding-left: 10px;">{ By each leader of a division.</td> </tr> </table>	{	TO THE LEFT WHEEL INTO LINE. QUICK MARCH. <i>Halt, Dress.</i>	}	A caution.				{ By each leader of a division.
{	TO THE LEFT WHEEL INTO LINE. QUICK MARCH. <i>Halt, Dress.</i>	}	A caution.						
			{ By each leader of a division.						

4.

When the head of the column wheels into a new direction, marches on, and is followed by the rear divisions.	<table border="0"> <tr> <td style="font-size: 2em; vertical-align: middle;">{</td> <td style="padding-left: 5px;">Leading division.</td> <td style="font-size: 2em; vertical-align: middle;">}</td> <td style="padding-left: 10px;">One word of command, halt being merely a caution before the QUICK March is taken up.</td> </tr> <tr> <td></td> <td style="padding-left: 5px;"><i>Halt, Right, Wheel.</i></td> <td></td> <td style="padding-left: 10px;">{ The first division marches when the second is within 2 paces, and thereby does not impede its wheel.</td> </tr> <tr> <td></td> <td style="padding-left: 5px;"><i>Halt, Dress. March.</i></td> <td></td> <td style="padding-left: 10px;">{ Each succeeding division wheels in the same manner as the leading one, and marches on when its preceding one is at its due distance.</td> </tr> <tr> <td></td> <td style="font-size: 2em; vertical-align: middle;">}</td> <td></td> <td></td> </tr> <tr> <td></td> <td style="font-size: 2em; vertical-align: middle;">{</td> <td style="padding-left: 5px;">Succeeding divisions.</td> <td style="font-size: 2em; vertical-align: middle;">}</td> </tr> <tr> <td></td> <td></td> <td style="padding-left: 5px;"><i>Halt, Wheel. Halt, Dress. March.</i></td> <td></td> </tr> </table>	{	Leading division.	}	One word of command, halt being merely a caution before the QUICK March is taken up.		<i>Halt, Right, Wheel.</i>		{ The first division marches when the second is within 2 paces, and thereby does not impede its wheel.		<i>Halt, Dress. March.</i>		{ Each succeeding division wheels in the same manner as the leading one, and marches on when its preceding one is at its due distance.		}				{	Succeeding divisions.	}			<i>Halt, Wheel. Halt, Dress. March.</i>	
{	Leading division.	}	One word of command, halt being merely a caution before the QUICK March is taken up.																						
	<i>Halt, Right, Wheel.</i>		{ The first division marches when the second is within 2 paces, and thereby does not impede its wheel.																						
	<i>Halt, Dress. March.</i>		{ Each succeeding division wheels in the same manner as the leading one, and marches on when its preceding one is at its due distance.																						
	}																								
	{	Succeeding divisions.	}																						
		<i>Halt, Wheel. Halt, Dress. March.</i>																							

5 From

Abstract.

Words  
of  
Command.

<p>5.</p> <p>From line to form open column of companies, behind the right company.</p>	RIGHT FACE.	The right company stands fast, and the other companies are ordered to wheel into open column, facing to that company.
	QUICK MARCH.	The companies that have wheeled face to the right.
	<i>Halt, Front.</i>	The serjeants successively take flank points, and the companies march in file.
<p>6.</p> <p>When the column of companies is to change its front by the countermarch of each company.</p>	COMPANIES WILL COUNTER-MARCH.	Each officer successively halts and fronts his company, when his pivot flank man arrives at his serjeant.
	RIGHT (OR LEFT) FACE.	A caution.
	QUICK MARCH.	Each company faces.
	<i>Halt, Front.</i>	In file.
	<i>Dress.</i>	Each company separately. To the pivot flank.

Abstract.

Words  
of  
Command.

7.			
When the battalion is halted, and is to march to the front.	{	THE BATTALION WILL ADVANCE.  MARCH.	{ The center serjeants move out.
8.			
When the battalion is to halt.	}	HALT.	{ The advanced serjeants return to the battalion.
9.			
When the battalion is halted and is to retire.	{	THE BATTALION WILL RETIRE. RIGHT ABOUT FACE. MARCH.	{ The serjeants move out.
10.			
When the battalion after retiring comes to its proper front.	}	HALT, FRONT.	{ One command, and the serjeants return to the battalion.
11.			
From line to form close column in front of the right division.	{	FORM CLOSE COLUMN IN FRONT OF THE RIGHT DIVISION.  RIGHT FACE.  QUICK MARCH.  <i>Halt, Front.</i> <i>Left, Dress.</i>	{ A caution.  All the other companies face, and disengage their leading flanks.  Each company.

12. From

Abstract.

Words  
of  
Command.

12. **FORM CLOSE COLUMN BEHIND THE RIGHT DIVISION.** } A caution.  
**RIGHT FACE.** } All the other companies face, and disengage their leading flanks.  
**QUICK MARCH.** } Each company successively.  
*Halt, Front.*  
*Left, Dress.*
- From line to form close column behind the right company, or division.
13. **FORM CLOSE COLUMN ON THE — COMPANY; THE RIGHT IN FRONT.** } A caution.  
**INWARDS FACE.** } All but the named company, and disengage their leading flanks.  
**QUICK MARCH.** } Each company successively.  
*Halt, Front.*  
*Left, Dress.*
- From line to form close column on a central company.
14. **FORM LINE ON THE FRONT COMPANY.** } A caution.  
**LEFT FACE.**  
**QUICK MARCH.**  
**HALT, FRONT.** } Each company when opposite to its ground.  
*Dress.*  
*March.*  
*Halt, Dress.* } When arrived in line.
- From close column to form line on the front company (the right in front.)



Abstract.	Words of Command.																																																								
15.  From close column to form in line on the rear company (the right in front).	<table border="0" style="width: 100%;"> <tr> <td style="width: 30%;"></td> <td style="width: 30%; border-left: 1px solid black; padding-left: 5px;">FORM LINE ON THE REAR COMPANY.</td> <td style="width: 10%; border-left: 1px solid black; padding-left: 5px;">}</td> <td style="width: 30%; padding-left: 5px;">A Caution.</td> </tr> <tr> <td></td> <td style="border-left: 1px solid black; padding-left: 5px;">RIGHT FACE.</td> <td style="border-left: 1px solid black; padding-left: 5px;">}</td> <td style="padding-left: 5px;">All except the rear</td> </tr> <tr> <td></td> <td style="border-left: 1px solid black; padding-left: 5px;">QUICK MARCH.</td> <td style="border-left: 1px solid black; padding-left: 5px;">}</td> <td style="padding-left: 5px;">company.</td> </tr> <tr> <td></td> <td style="border-left: 1px solid black; padding-left: 5px;">The rear company.</td> <td style="border-left: 1px solid black; padding-left: 5px;">}</td> <td style="padding-left: 5px;"><i>March.</i></td> </tr> <tr> <td></td> <td style="border-left: 1px solid black; padding-left: 5px;"></td> <td style="border-left: 1px solid black; padding-left: 5px;">}</td> <td style="padding-left: 5px;">As soon as uncovered.</td> </tr> <tr> <td></td> <td style="border-left: 1px solid black; padding-left: 5px;"></td> <td style="border-left: 1px solid black; padding-left: 5px;">}</td> <td style="padding-left: 5px;"><i>Halt, Dress.</i></td> </tr> <tr> <td></td> <td style="border-left: 1px solid black; padding-left: 5px;"></td> <td style="border-left: 1px solid black; padding-left: 5px;">}</td> <td style="padding-left: 5px;">When it arrives in line.</td> </tr> <tr> <td></td> <td style="border-left: 1px solid black; padding-left: 5px;">Each other company successively.</td> <td style="border-left: 1px solid black; padding-left: 5px;">}</td> <td style="padding-left: 5px;">HALT.</td> </tr> <tr> <td></td> <td style="border-left: 1px solid black; padding-left: 5px;"></td> <td style="border-left: 1px solid black; padding-left: 5px;">}</td> <td style="padding-left: 5px;">FRONT.</td> </tr> <tr> <td></td> <td style="border-left: 1px solid black; padding-left: 5px;"></td> <td style="border-left: 1px solid black; padding-left: 5px;">}</td> <td style="padding-left: 5px;">When opposite its ground.</td> </tr> <tr> <td></td> <td style="border-left: 1px solid black; padding-left: 5px;"></td> <td style="border-left: 1px solid black; padding-left: 5px;">}</td> <td style="padding-left: 5px;"><i>Dress.</i></td> </tr> <tr> <td></td> <td style="border-left: 1px solid black; padding-left: 5px;"></td> <td style="border-left: 1px solid black; padding-left: 5px;">}</td> <td style="padding-left: 5px;"><i>March.</i></td> </tr> <tr> <td></td> <td style="border-left: 1px solid black; padding-left: 5px;"></td> <td style="border-left: 1px solid black; padding-left: 5px;">}</td> <td style="padding-left: 5px;"><i>Halt, Dress.</i></td> </tr> <tr> <td></td> <td style="border-left: 1px solid black; padding-left: 5px;"></td> <td style="border-left: 1px solid black; padding-left: 5px;">}</td> <td style="padding-left: 5px;">When it arrives in line.</td> </tr> </table>		FORM LINE ON THE REAR COMPANY.	}	A Caution.		RIGHT FACE.	}	All except the rear		QUICK MARCH.	}	company.		The rear company.	}	<i>March.</i>			}	As soon as uncovered.			}	<i>Halt, Dress.</i>			}	When it arrives in line.		Each other company successively.	}	HALT.			}	FRONT.			}	When opposite its ground.			}	<i>Dress.</i>			}	<i>March.</i>			}	<i>Halt, Dress.</i>			}	When it arrives in line.
	FORM LINE ON THE REAR COMPANY.	}	A Caution.																																																						
	RIGHT FACE.	}	All except the rear																																																						
	QUICK MARCH.	}	company.																																																						
	The rear company.	}	<i>March.</i>																																																						
		}	As soon as uncovered.																																																						
		}	<i>Halt, Dress.</i>																																																						
		}	When it arrives in line.																																																						
	Each other company successively.	}	HALT.																																																						
		}	FRONT.																																																						
		}	When opposite its ground.																																																						
		}	<i>Dress.</i>																																																						
		}	<i>March.</i>																																																						
		}	<i>Halt, Dress.</i>																																																						
		}	When it arrives in line.																																																						
16.  From close column (the right in front) to form line on a central company.	<table border="0" style="width: 100%;"> <tr> <td style="width: 30%;"></td> <td style="width: 30%; border-left: 1px solid black; padding-left: 5px;">FORM LINE ON THE ——— COMPANY.</td> <td style="width: 10%; border-left: 1px solid black; padding-left: 5px;">}</td> <td style="width: 30%; padding-left: 5px;">A caution.</td> </tr> <tr> <td></td> <td style="border-left: 1px solid black; padding-left: 5px;">OUTWARDS FACE.</td> <td style="border-left: 1px solid black; padding-left: 5px;">}</td> <td style="padding-left: 5px;">The several divisions to the hand</td> </tr> <tr> <td></td> <td style="border-left: 1px solid black; padding-left: 5px;">QUICK MARCH.</td> <td style="border-left: 1px solid black; padding-left: 5px;">}</td> <td style="padding-left: 5px;">they move to.</td> </tr> </table>		FORM LINE ON THE ——— COMPANY.	}	A caution.		OUTWARDS FACE.	}	The several divisions to the hand		QUICK MARCH.	}	they move to.																																												
	FORM LINE ON THE ——— COMPANY.	}	A caution.																																																						
	OUTWARDS FACE.	}	The several divisions to the hand																																																						
	QUICK MARCH.	}	they move to.																																																						

The named company, when uncovered, moves up into line to its marked flank. Those that were in front of it, proceed as in forming on a rear company.—Those that are in rear of it, proceed as in forming on a front company.

In the deployment of the close column into line, a mounted officer HALTS, FRONTS each company or division (of which it is composed) successively.

## DIRECTIONS

**DIRECTIONS**  
**FOR**  
**FUNERAL PARTIES.**

---

The party (according to the rank of the deceased), appointed for the escort, is to draw up three deep, with open ranks and unfixed bayonets, facing the house or marquee where the corpse is lodged; and when it is brought out, the officer commanding will give the following words of command:

‘PRESENT FIRELOCKS.’

‘REVERSE FIRELOCKS.’

**EXPLANATION FOR REVERSING FIRELOCKS.**

The right hand strikes the butt of the firelock, which is turned upwards; the guard turned towards the body; the firelock is then placed under the left arm, seizing the cock and hammer with the left forefingers and thumb. The right hand is thrown behind the body, and grasps the firelock; the right heel at the same time is brought to its original position.

The officers' swords are reversed under the right arm; the point of the sword downwards, grasping the hilt with the right hand.

The serjeant's pikes to be reversed under the left arm; the pike upwards, and the right hand thrown behind the back, grasping the shaft.

**REAR**

**REAR RANKS TAKE CLOSE ORDER.**

The party will then wheel forwards or backwards by divisions, or subdivisions, as circumstances may require, and will stand a column, the left in front, until the procession is ready, when the ranks will be opened by word of command.

*March.*

The party moves off in ordinary time, followed by the music, with drums muffled, playing the Dead March.

**THE CORPSE.**

**PALL-BEARERS OF EQUAL RANK WITH THE DECEASED**

**CHIEF MOURNERS.**

**OFFICERS TWO AND TWO,** according to rank, the juniors next to the body of the deceased.

When the first division of the funeral party arrives near the burial ground, the word of command 'HALT,' is given, and the officer commanding will order the ranks of the division to wheel to the right and left, having been previously told off for that purpose, and facing inwards, forming a lane for the corpse to pass through.

**'REST UPON YOUR FIRE-LOCKS REVERSED.'**

**EXPLANATION.**

The firelock is quitted by the right hand, and brought to a perpendicular position; the

muzzle placed upon the toes of the left foot. The right and left hands open are placed upon the butt-end of the firelock.

The soldier's head leaning on the back of the left hand, so as to look towards the corpse.

The corpse, &c. having passed through the lane,

The word 'ATTENTION' is given on which the soldiers raise their heads.

**' REVERSE FIRELOCKS.'**

The ranks are then wheeled up, and at OPEN ORDER move in ordinary time, and form in line in the same order near to and facing the grave.

The word will then be given,  
**' REST UPON YOUR FIRELOCKS REVERSED.'**

After the performance of the funeral service, the following words of command are given :

**' ATTENTION.'**

**' PRESENT FIRELOCKS,'**  
by seizing the firelock with the left hand at the swell, the right hand shifted, and both holding the firelock in the position of PRESENTED ARMS.

**' SHOULDER FIRELOCKS.'**  
**PRIME AND LOAD WITH  
BLANK CARTRIDGE, AND  
SHOULDER.**

**FIRE**

FIRE THREE VOLLIES IN THE  
AIR.

‘ ORDER ARMS.’

‘ FIX BAYONETS.’

‘ SHOULDER ARMS.’

‘ REAR RANKS TAKE CLOSE  
ORDER.’

Wheel backwards by divisions on the left, and march to camp or barracks, the right in front, quick time.

In marching back the music are not to play, or the drums to beat, until the party is entirely clear of the burying ground.

N. B. In the funerals of General Officers, the arrangement of the prescribed number of pieces of cannon, and of the different troops, must be made under the superintendance of the general officer commanding the whole, and must necessarily depend on local circumstances.

BOOKS PRINTED FOR T. EGERTON,  
*At the Military Library, near Whitehall.*

---

---

BY HIS MAJESTY'S COMMAND.

FOR THE CAVALRY.

**I**NSTRUMENTS and Regulations for the Movements and Formations of the Cavalry, comprising the additional Instructions for 1799, with new plates, 7s. 6d.

Elucidation of several Parts of His Majesty's Regulations for the Formations and Movements of Cavalry, with 33 plates, 7s.

Manual for Volunteer Cavalry, recommended by His Royal Highness the Commander in Chief, for the Use of the several Corps of Yeomanry and Volunteer Cavalry, 3s.

Rules and Regulations for the Sword Exercise of the Cavalry, with 30 copper plates, boards, 7s.

FOR THE INFANTRY.

Rules and Regulations for the Formations, Field Exercise, and Movements of His Majesty's Infantry, boards, 6s.

A Manual for Volunteer Corps of Infantry, 2s.

Light Infantry Exercise, as ordered by His Majesty's Regulations, 6d.

Regulations for the Exercise of Riflemen and Light Infantry, and Instructions for their Conduct in the Field, with plates, 3s. 6d.

General Orders and Observations on the Movements and Field Exercise of the Infantry, 1s.

FOR THE ARMY IN GENERAL.

Annual Army List, bound, 14s.

General Regulations and Orders relative to the Duties in Field and Campments, 1s.

Manual and Platoon Exercise, 2s.

Information and Instructions for Commanding Generals, and others, 1s.

Act for punishing Mutiny and Desertion, and Articles of War, 5s.

Returns for Half Yearly Inspection, Monthly, Fortnight, and Weekly, for Cavalry and Infantry; Attestations, Furloughs, Discharges, &c. &c. &c.

*Military Books by various Authors.*

FOR THE CAVALRY.

Remarks on Cavalry, by the Prussian Major General of Hussars, Warnery, translated from the Original, with many plates, 1l. 1s.

Treatise on the Discipline of Light Cavalry. By Captain L. Neville, with plates, boards, 4s.

Instructions for Young Dragoon Officers, with cuts, 3d edit. boards, 3s. 6d.

Instructions for Hussars, &c. by G. H. Rose, Esq. M. P. 3s.

Treatise on Military Equitation, dedicated by permission to his R. H. the Prince of Wales, with Plates. By Lieut. Colonel W. Tyndale, 7s. 6d.

Instructions



## BOOKS PRINTED FOR T. EGERTON.

- Instructions and Regulations for Yeomanry and Volunteer Cavalry.** By Colonel Herries, of the Light Horse Volunteers of London and Westminster, 5s.
- An Address to the Yeomanry of England,** by a Field Officer of Cavalry, 2s
- Instructions for the Armed Yeomanry.** By Sir W. Young, Bart. 2s.
- Minutes and Observations for the Use of Gentlemen and Yeomanry.** By W. Allen, 1s.
- Hints to the Gentlemen of the Corps of Mounted Yeomanry,** with copper plates, 1s. 6d.
- Instructions for the Use of Officers, &c of the Volunteer Cavalry,** by William Penny, 4s.

### FOR THE INFANTRY.

- Reide's Staff Officer's Manual,** detailing the Duty of Brigade Majors and Aides de Camp, &c. 3s.
- Treatise on the Duty of Infantry Officers,** and the present System of British Military Discipline, bound, 5s.
- A Practical Guide for the Light Infantry Officer,** illustrated with plates on an entire new and intelligible Plan, which simplify every Movement and Manœuvre of Light Infantry. By Capt. T. H. Cooper, 10s. 6d. boards.
- A Treatise on the Duty of Light Troops,** translated from the German of Colonel Von Ehwald, 6s.
- Instructions concerning the Duties of Light Infantry in the Field,** by General Jarry, of the Royal Military College, 4s.
- Duties of an Officer in the Field,** and principally of Light Troops, Cavalry and Infantry. By Baron Gros, 4s.
- Barber's Instructions for Sharp Shooters,** with plates, 2s. 6d.
- The Tactic of the British Army reduced to detail,** uniting in one View, the Evolutions of the Battalion, Brigade, and Line, by Major Cuninghame, boards, 18s.
- Instructions for the Drill, and Method of Performing the Eighteen Manœuvres.** By Captain Ruffell, with plates, 7s. 6d.
- Movements and Changes of Position of a Battalion of Infantry,** with 30 copper plates. By Captain Ruffell, 7s. 6d.
- Ruffel on the Inutility of the 3d Rank of Firelocks,** &c. 1s. 6d.
- Instructions for forming a Regiment of Infantry for Parade of Exercise,** &c. with plates, by Captain H. Dickinson, 6s.
- Smirke's Review of a Battalion of Infantry,** with plates, 6s. 6d.
- The Nineteen Manœuvres exhibited at one view,** elegantly engraved, 5s.
- The Nineteen Manœuvres explained,** by Two Officers of the Bloomsbury and Inns of Court Association, 5s.
- The Words of Command for the Eighteen Manœuvres,** according to the King's Order, 6d.
- Hints for Non-commissioned Officers on actual Service,** by Colonel Sonntag, 1s. 6d.
- The Military Catechism, for the Use of Young Officers and Non-Commissioned Officers,** by Major Doyle, 1s.
- Wolfe's Instructions to Young Officers,** 12mo. 2s. 6d.
- Instructions for Reconnoitering,** 1s. 6d.

## BOOKS PRINTED FOR T. EGERTON.

**Foffe on the Defence of Picquets, relative to Service in the Field, 1s. 6d.**  
**Phipps's Military Discipline, with copper plates, 12mo. 4s.**  
**West's Military Figures, with Instructions, &c. 1l. 1s. and 12s. 6d.**  
**Simes's Instructor for Non-Commissioned Officers and Privates, 2s. 6d.**  
**Art of Defence on Foot with the Broad Sword and Sabre, a New Edition,**  
**illustrated with plates by R. K. Porter, Esq. 10s. 6d.**  
**Dominicus's Manual of the Eighteen Manœuvres, with plates, 2s. 6d.**

### FOR THE ARTILLERY, ENGINEERS, &c.

**Antoni on Gunpowder, Fire Arms, and the service of Artillery, by Capt. Thompson, 12s.**  
**The Bombardier or Pocket Gunner, 4s. 6d. bound.**  
**Malorti De Martemont's Field Fortification, with plates, 10s. 6d.**  
**Instructions for Military Plan Drawing, with plates, 12s. 6d.**  
**Landmann's Principles of Artillery, Question and Answer, 2s. 6d.**  
**The Field Engineer's Vade Mecum. By J. Landmann, 7s.**  
**Landmann's Principles of Fortification, for the Use of the Royal Military Academy at Woolwich, 3s. 6d.**  
**Landmann's Practical Geometry, 7s. 6d.**  
**Loché's Elements of Fortification, many copper plates, 8s.**  
**Loché's Field Fortification, cuts, 6s.**  
**Loché's Essay on forming Camps, 5s.**  
**Loché's Treatise on Military Education, 2s.**  
**Hutton's Course of Military Mathematics, 2 vols. 18s.**  
**Tielke's Field Engineer, translated by Col. Hewgill, 2 vols. 1l. 8s.**  
**Tielke's Works, translated by Craufurd, 2 vols. 1l. 10s.**  
**Officer's Manual in the Field, or a Series of Military Plans, 15s.**  
**The Military Miscellany, containing Extracts from Col. Templehoffe's History of the Seven Years War. By the Hon. Col. Lindfay, 2 vols. 12s.**  
**Essai Général de Fortification, et d' Attaque et Defense des Places; dans lequel ces deux Sciences sont expliquées et mises l'une par l'autre à la portée de tout le Monde. Ouvrage utile aux Militaires de toutes les Classes. Dedie au Roi de Prusse. Par M. de B\*\*\* Ingenieur François, 4l. 14s. 6d.**  
**A New and enlarged Military Dictionary, or Explanation of Technical Terms. By Charles James, Esq. neatly bound, 1l. 4s.**  
**James's Regimental Companion, 2 vols. new edition, bound, 14s.**  
**Select Plans of the principal Cities, Harbours, Forts, &c. in the World, elegantly engraved on 160 copper plates, by J. Luffman, Geographer, 1l. 11s. 6d.**  
**Brigade Major's Assistant, containing Orders, Rules and Regulations for the Guidance and Discharge of the Duty of that Station, 4s.**  
**Military Finance, 2 vol. bound, 10s. 6d.**  
**Rules and Regulations for the French Infantry, translated by Lieutenant-Colonel M<sup>c</sup>Donald, with plates, 16s.**  
**Gen. Wimpffen's Experienced Officer, or Instructions to his Sons, translated by Lt. Col. M<sup>c</sup>Donald, 5s.**  
**A Series of Military Experiments on Attack and Defence, made in Hyde Park, under the sanction of His Royal Highness the Commander in Chief, by Lieut. John Ruffel, 96th Foot, boards, 7s. 6d.**

The

## BOOKS PRINTED FOR T. EGERTON.

- The Spirit of the Modern System of War**, by a Pruffian General Officer : with a Commentary, by C. Malorti de Martemont, 10s. 6d.
- Thiebault's Duties of the Etat Major in the French Army**, translated from the French, 4s.
- Tyler on Military Law, and the Practice of Courts-Martial**, 8s.
- M'Arthur on Naval and Military Courts-Martial**, 2 vol. 11. 1s.
- A dye on General Courts-Martial**, 4s 6d.
- The French, considered as a Military Nation, since the commencement of the Revolution, &c.** 2s.
- Military Character of the different European Armies engaged in the late War: with a Parallel of the Policy, Power, and Means of the Ancient Romans and Modern French: translated from the French**, 4s.
- Military Operations in Ireland, with plates**, 2s. 6d.
- Somerville's Medical Arrangements necessary to be observed in Camps**, 3s.
- Letter to the Rt Hon. W. Windham.** By Maj. Gen. J. Money, 1s. 6d.
- Military Observations.** By J. C. Pleydell, Esq. 4s.
- Exercise of the Long Bow and Pike**, 3s. 6d.
- Muller's Works of Fortification, Attack and Defence, Engineering, Artillery, &c.**
- Simes's Treatise on the Military Science**, 4to. 15s.
- Simes's Regulator to form the Officer, and complete the Soldier**, 8vo. 6s.
- Regimental Book for the Use of the Major or Adjutant.**
- Miller's (Captain) Art of Self Defence, on copper plates, folio**, 10s. 6d.
- New Art of War, by Captain Anderson**, 8vo. 7s. 6d.
- Cadet, a Military Treatise**, 8vo. 5s.
- Saldern's (General) Tactics, translated by Landmann**, 7s. 6d.
- O'Brien's Naval Evolutions, with copper plates**, 4to. 10s. 6d.
- Dalrymple's Military Essay, cuts**, 8vo. 6s.
- Bell's Essay on Military First Principles**, 8vo. 5s.
- Elementary Principles of Tactics, many copper plates**, 8vo. 6s.
- Lloyd's (General) History of the War in Germany, vol. 2.** 11. 1s.
- Lloyd's (General) Political and Military Rhapsody**, 7s.
- Cuthbertson's System for the interior Oeconomy of a Battalion**, 5s.
- Speculative Ideas on the probable Consequences of an Invasion**, 1s. 6d.
- Donkin's Military Collections and Remarks**, 8vo. 5s.
- King of Prussia's Instructions to his Generals**, 7s. 6d.
- Epitome of Military Events, with many maps and plans, translated from the French Original, printed at Hamburgh**, 2 vols. 11. 5s.
- Returns for Horse, Dragoons, and Foot; Muster Rolls, Attestations, Furloughs, Discharges, &c.**

\* \* \* Military Stationery of all kinds.

N. B. Besides the foregoing List of Books, there are many more both in French, German, and English, that are not inserted in this Catalogue.

*Printed by G. Roworth, Bell Yard, Temple Bar.*

